

2' x 4' ENCLOSURES for Drop Ceilings

KEY FEATURES

- Holds twice as much equipment as the original 2' x 2' and 2' x 4' enclosures.
- Blends with the ceiling, replacing a single 2' x 4' drop ceiling tile.
- The access door is fully hinged and opens slowly using pneumatic assist brackets for safety.
- Secure equipment inside the enclosure or to the door.
- Choose removable back panels for mounting block terminating hardware or 19" EIA threaded equipment mounting brackets.
- Use the enclosure in an air-handling space. Cables enter the enclosure through four integrated cable ports that include foam sealing kits.
- Cable tie points within the enclosure allow easy management of cables.
- Telecommunications enclosure (model A1224-HR) includes an integrated junction box for power and an internal exhaust fan that cycles air from the workspace to maintain plenum integrity.
- Secure the door in the closed position with optional security locks.

APPLICATIONS

- Create an architectural space above a drop ceiling that can store and secure communications equipment — horizontal cross connects or consolidation points — within the workspace closer to network users.

USE WITH

- Access Door Lock Kit
- Saf-T-Grip® Cable Management Straps
- Combination Pan Head, Pilot Point, Mounting Screws
- 3/8" Installation Hardware

A1224-LP — 2' x 4' Enclosure

Holds twice as much equipment



Fully Hinged Access Door

Pneumatic assist brackets



The new 2' x 4' enclosure provides more space for equipment and supports more weight than the original 2' x 2' and 2' x 4' enclosures available from CPI. Support more users or network connections (multiple zones) with the new 2' x 4' enclosure.

Three new models are available. A1224-LP is a consolidation point enclosure with two removable mounting plates for block termination hardware. A1224-PP is a consolidation point enclosure with two removable 19" EIA x 4 RMU mounting brackets for patch panels. A1224-HR is a telecommunications enclosure with two removable 19" EIA x 4 RMU mounting brackets for equipment, an internal two-speed fan and an integrated junction box that supports two duplex power receptacles. The fan circulates air from the office space through the enclosure and back into the office space to remove heat from the enclosure. All models are UL Listed for use within air-handling spaces and have four cable access ports that include foam sealing kits.

The new 2' x 4' enclosure replaces a 2' x 4' ceiling tile, attaches to building structure with six 3/8" threaded rods, and has an access door that opens into the work space below. Equipment attaches inside the enclosure or to the door. The door is fully hinged and opens slowly with pneumatic assist brackets. Trim and insert the ceiling tile into the recessed door panel to blend the enclosure into the ceiling. Secure the door with an optional lock kit.

See reverse for product selection. Contact CPI for configuration assistance.



SPECIFICATIONS

- Ceiling enclosure with fully hinged access door
- For indoor use only, in environmentally controlled areas; may be used in plenum spaces; may not be used outdoors, in industrial or harsh environments
- Size: 47-1/2"L x 23-1/2"W x 12"H
- Usable interior space: 45-1/2"L x 21"W x 10-1/2"H
- Cable access:
 - (2) 3" x 6" ports
 - (2) 9" x 3" ports
 Ports include intumescent foam sealing kits
- Cable fill:
 - Estimated cable pass through at ports with foam:

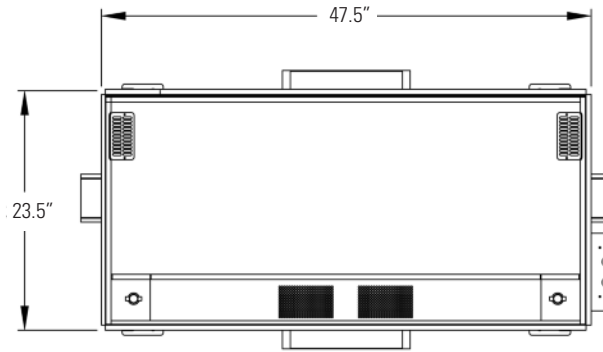
Port Size	Cables (.250" OD)
3" x 6"	45
9" x 3"	73

- Equipment support:
 - Model A1224-LP:
 - Two removable flat metal back panels
 - Size: 20-1/2"L x 15-3/8"W, provides a 20-1/2"L by 13-7/8"W usable mounting surface
 - Each panel accepts (2) 300-pair, 110 wiring blocks, without legs
 - Attach to door
 - Model A1224-PP & A1224-HR:
 - Two removable equipment mounting brackets that measure 7.5"H x 10"L
 - 19" W, EIA-310-D compliant
 - 4 RMU each — on the top, front and rear of each bracket
 - Threaded #12-24 equipment mounting holes (order screws separately)
 - Attach to enclosure or door

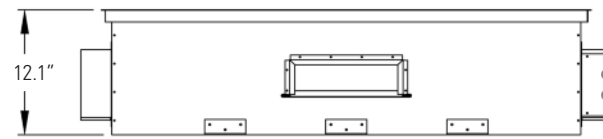
All models have one fixed 19"W x 2 RMU mounting bracket with threaded #12-24 equipment mounting holes located in the center of the enclosure

- Cable management:
 - 12 cable tie points in the enclosure
- Ventilation:
 - Model A1224-HR includes one dual-speed ventilation fan with power transformer, auto-sensing high/low switch at 85°F. Requires 115VAC/15 Amp connection
- Power:
 - Model A1224-HR includes an integrated junction box. Supports two duplex receptacles (receptacles and cover plate supplied by customer), pre-punched with 7/8" knockouts for trade size 1/2" conduit
- Grounding:
 - Model A1224-HR includes two threaded studs spaced 5/8" apart for a 2-hole ground lug (not included)
- Load capacity:
 - 85 pounds of equipment total
 - 50 pounds of equipment on the door, open or closed
- Certifications:
 - EIA-310-D compliant
 - UL Listed (UL 50, UL 2043, UL 1863)
- Material:
 - .060" thick aluminum sheet
- Construction:
 - Riveted and bolted
- Finish:
 - Mill finish on some components
 - Flat epoxy white powder coat paint on door/face and interior

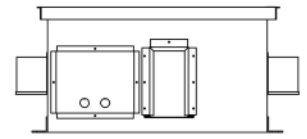
DIMENSIONS



Top View



Side View



ORDERING INFORMATION

2' x 4' Ceiling Enclosure		
Part Number	Description	Shipping Weight
A1224-LP	For 110-Style Blocks	45 lb
A1224-PP	For Patch Panels	45 lb
A1224-HR	For Active Equipment	45 lb
Accessories		
Part Number	Description	Shipping Weight
Door Lock Kit		
CHROME LOCK KIT	Lock Kit (includes 2 locks & keys)	1 lb
SPARE KEYS	Spare Key (includes 2 keys)	1 lb
Saf-T-Grip® Cable Management Straps		
02006-201	6" L for 2" Diameter Bundles, Pack of 25	1 lb
02009-201	9" L for 3" Diameter Bundles, Pack of 25	1 lb
02012-201	12" L for 4" Diameter Bundles, Pack of 25	1 lb
Equipment Mounting Screws		
40605-001	#12-24 Screws, Zinc, Pack of 50	1 lb
Installation Hardware		
11440-001	Threaded Rod, 3/8-16 x 6'L	2 lb
10557-001	I-Beam Clamp, 3/8-16 Rod	3 lb
20142-091	Hex Nut, 3/8-16	1 lb
20141-090	Split Lock Washer, 3/8"	1 lb
04002-002	Type A Plain Washer, 3/8"	1 lb

