





CHATSWORTH PRODUCTS, INC.

Optimize.
Store.
Secure.



Cabinet & Enclosure Systems



F-Series TeraFrame® Cabinet System

F-Series TeraFrame® HD Cabinet System

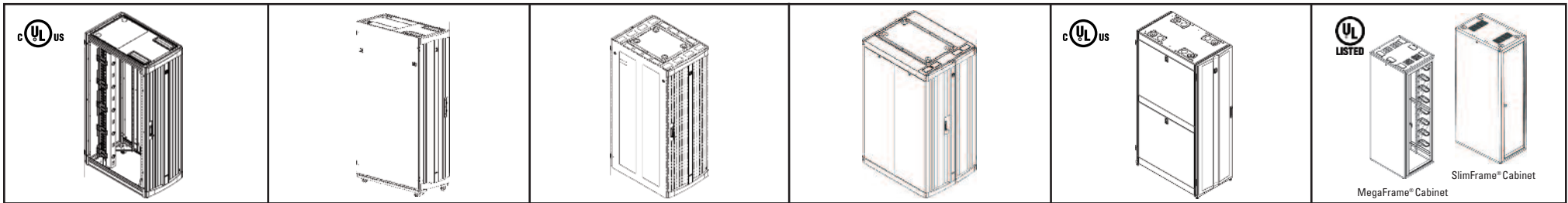
N-Series TeraFrame® Network Cabinet

N-Series TeraFrame® Network Cabinet for the Cisco® Nexus 7018 Switch

GF-Series GlobalFrame® Cabinet

MegaFrame® & SlimFrame® Cabinet

<p>Applications: Stores servers in enterprise data centers, computer rooms and network facilities</p>	<p>Applications: Safe transportation of up to 3,000 lb (1360 kg) of pre-installed equipment to a data center</p>	<p>Applications: Stores network switches and directors in enterprise data centers, computer rooms and network facilities</p>	<p>Applications: Supports a Cisco® Nexus 7018 Switch in enterprise data centers, computer rooms and network facilities</p>	<p>Applications: Cost effective, general purpose cabinet for computer and equipment rooms</p>	<p>Applications: General purpose cabinets for sites with limited or difficult access</p>
<p>Key Features:</p> <ul style="list-style-type: none"> • International metric footprint • Internal baffles control front-to-rear or front-to-top airflow for server and data storage equipment • Over 7 kW per cabinet without fans • Configure and ship with accessories installed • Customize to meet unique applications • Adjustable mounting rails • Marked and numbered rack-mount spaces (U) • 612 frame sizes • UL Listed 	<p>Key Features:</p> <ul style="list-style-type: none"> • International metric footprint • Two configurations support front-to-rear and front-to-top airflow • Ships on a shock pallet with a reusable carton • Allows a factory integrator to install equipment and cabling prior to delivery to the data center • Supports quick deployment of equipment into the data center • Adjustable mounting rails • Marked and numbered rack-mount spaces (U) • 6 frame sizes 	<p>Key Features:</p> <ul style="list-style-type: none"> • International metric footprint • Internal duct controls side-to-side airflow for network switches • Offset side panels and doors provide extra space for cables • T-shaped cable guides organize cables by rack-mount space (U) • Select models are tested and certified by Cisco to support the Catalyst 6500 series switches and MDS 9500 series directors • Adjustable mounting rails • Marked and numbered rack-mount spaces (U) • 110 frame sizes 	<p>Key Features:</p> <ul style="list-style-type: none"> • Tested and certified by Cisco to support the Nexus 7018 switch • Internal duct controls side-to-side airflow for the Cisco Nexus 7018 switch • Offset side panels and doors provide required extra space for airflow and cables • Large brush-sealed cable openings in the top panel allow cables to exit the cabinet • T-shaped cable guides organize cables by rack-mount space (U) • Marked and numbered rack-mount spaces (U) • 6 frame sizes 	<p>Key Features:</p> <ul style="list-style-type: none"> • International metric footprint • Two configurations to support front-to-rear or front-to-top airflow • Select models available for same day shipping • Select models ship on a shock pallet for reshipping with equipment installed • Adjustable mounting rails • Marked and numbered rack-mount spaces (U) • 30 frame sizes • UL Listed 	<p>Key Features:</p> <ul style="list-style-type: none"> • Can be delivered partially assembled • Lightweight aluminum construction • SlimFrame is 24" (610 mm) wide to match access floor tiles in the United States • MegaFrame is wider to provide extra space for cables • Seismic-rated and co-location models also available • Adjustable mounting rails • Marked and numbered rack-mount spaces (U) • 30 frame sizes • UL Listed (MegaFrame)
<p>Height (12):</p> <ul style="list-style-type: none"> • 46.8" (1189 mm), 24U • 67.8" (1722 mm), 36U • 78.3" (1989 mm), 42U to 94.0" (2389), 51U <p><i>In 1U Increments</i></p>	<p>Height (3):</p> <ul style="list-style-type: none"> • 82.5" (2096 mm), 42U • 87.7" (2228 mm), 45U • 91.2" (2316 mm), 47U <p><i>Height includes casters.</i></p>	<p>Height (10):</p> <ul style="list-style-type: none"> • 78.3" (1989 mm), 42U to 94.0" (2389), 51U <p><i>In 1U Increments</i></p>	<p>Height (2):</p> <ul style="list-style-type: none"> • 78.3" (1989 mm), 42U • 83.5" (2122 mm), 45U 	<p>Height (3):</p> <ul style="list-style-type: none"> • 79.3" (2013 mm), 42U • 84.5" (2147 mm), 45U • 89.8" (2280 mm), 48U <p><i>Height includes casters.</i></p>	<p>Height (3):</p> <ul style="list-style-type: none"> • 72" (1830 mm), 38U/37U • 78" (1980 mm), 42U/40U • 84" (2130 mm), 45U/43U
<p>Width (3):</p> <ul style="list-style-type: none"> • 23.6" (600 mm), 19" EIA • 27.5" (700 mm), 19" EIA • 31.5" (800 mm), 19" EIA 	<p>Width (1):</p> <ul style="list-style-type: none"> • 23.6" (600 mm), 19" EIA 	<p>Width (1):</p> <ul style="list-style-type: none"> • 31.5" (800 mm), 19" EIA 	<p>Width (1):</p> <ul style="list-style-type: none"> • 40.0" (1016 mm), 19" EIA 	<p>Width (3):</p> <ul style="list-style-type: none"> • 23.6" (600 mm), 19" EIA • 29.5" (750 mm), 19" EIA • 31.5" (800 mm), 19" EIA 	<p>Width (3):</p> <ul style="list-style-type: none"> • 27.3" (694 mm), 19" EIA • 31.3" (796 mm), 23" or 19" EIA • 24" (610 mm), 19" EIA
<p>Depth (17):</p> <ul style="list-style-type: none"> • 35.3" (897 mm) to 51.0" (1297 mm) <p><i>In .98" (25 mm) Increments</i></p>	<p>Depth (2):</p> <ul style="list-style-type: none"> • 46.1"D (1172 mm) or 51.0"D (1297 mm) 	<p>Depth (11):</p> <ul style="list-style-type: none"> • 41.2" (1047 mm) to 51.1" (1297 mm) <p><i>In .98" (25 mm) Increments</i></p>	<p>Depth (3):</p> <ul style="list-style-type: none"> • 49.1" (1247 mm) • 50.1" (1272 mm) • 51.1" (1297 mm) 	<p>Depth (4):</p> <ul style="list-style-type: none"> • 32.7" (831 mm) • 40.3" (1024 mm) • 42.3" (1075 mm) • 48.4" (1230 mm) 	<p>Depth (5):</p> <ul style="list-style-type: none"> • 27.6" (702 mm) • 33.6" (854 mm) • 39.6" (1006 mm) • 42.6" (1083 mm) • 25.5" (648 mm)
<p>Equipment Load Bearing Capacity:</p> <ul style="list-style-type: none"> • 2,000 lb (907.2 kg) static • 2,500 lb (1134 kg) static on 23.6" (600 mm) wide cabinet 	<p>Equipment Load Bearing Capacity:</p> <ul style="list-style-type: none"> • 3,000 lb (1360 kg) static • 3,000 lb (1360 kg) rolling • 3,000 lb (1360 kg) shipping 	<p>Equipment Load Bearing Capacity:</p> <ul style="list-style-type: none"> • 2,500 lb (1134 kg) static 	<p>Equipment Load Bearing Capacity:</p> <ul style="list-style-type: none"> • 2,500 lb (1134 kg) static 	<p>Equipment Load Bearing Capacity:</p> <ul style="list-style-type: none"> • 3,000 lb (1360 kg) static • 2,250 lb (1020 kg) rolling • 2,000 lb (907.2 kg) shipping 	<p>Equipment Load Bearing Capacity:</p> <ul style="list-style-type: none"> • 2,000 lb (907.2 kg) static
<p>Construction:</p> <ul style="list-style-type: none"> • Welded and bolted, steel and aluminum 	<p>Construction:</p> <ul style="list-style-type: none"> • Welded and bolted, steel and aluminum 	<p>Construction:</p> <ul style="list-style-type: none"> • Welded steel 	<p>Construction:</p> <ul style="list-style-type: none"> • Welded and bolted, steel and aluminum 	<p>Construction:</p> <ul style="list-style-type: none"> • Welded and bolted, steel 	<p>Construction:</p> <ul style="list-style-type: none"> • Bolted, aluminum



F-Series TeraFrame® Cabinet System

23.6"W (600 mm), 19"EIA		
Part No.	Description	Wt.
FF1U-113B-C22	83.5"H x 23.6"W x 45.1"D, 45U	386 lb
	2121 mm x 600 mm x 1147 mm	175.1 kg
FF1U-113B-C22	83.5"H x 23.6"W x 51.0"D, 45U	403 lb
	2121 mm x 600 mm x 1297 mm	182.8 kg
FF1U-111B-C52	83.5"H x 23.6"W x 51.0"D, 45U	422 lb
	2121 mm x 600 mm x 1297 mm	191.4 kg
	w/ Vertical Exhaust Duct,	
	20" -34"H (508 mm – 863 mm)	
FF1U-111B-C62	83.5"H x 23.6"W x 51.0"D, 45U	432 lb
	2121 mm x 600 mm x 1297 mm	196.0 kg
	w/ Vertical Exhaust Duct,	
	34" -60"H (863 mm – 1523 mm)	
27.6"W (700 mm), 19" EIA		
Part No.	Description	Wt.
FF2L-113B-C22	83.5"H x 27.6"W x 45.1"D, 45U	427 lb
	2121 mm x 700 mm x 1147 mm	193.7 kg
FF2U-113B-C22	83.5"H x 27.6"W x 51.0"D, 45U	435 lb
	2121 mm x 700 mm x 1297 mm	197.3 kg
31.5"W (800 mm), 19" EIA		
Part No.	Description	Wt.
FF3U-113B-C22	83.5"H x 31.5"W x 51.0"D, 45U	440 lb
	2121 mm x 800 mm x 1297 mm	199.6 kg
Accessories		
Vertical Cable Managers		
Part No.	Description	Wt.
35090-C05	Vertical Cable Manager, 11.6"D (295 mm), 19 lb	
	For 45U x 27.6"W (700 mm) cabinet	8.6 kg
35103-C05	Vertical Cable Manager, 14.1"D (358 mm), 21 lb	
	For 45U x 31.5"W (800 mm) cabinet	9.5 kg
35087-C05	Cable Lashing Bracket for 45U cabinet, 5"W (125 mm)	5.9 kg
Thermal Management		
Part No.	Description	Wt.
34521-C05	Air Dam Kit for 45U x 23.6"W (600 mm) cabinet	5.0 kg
34522-C05	Air Dam Kit for 45U x 27.6"W (700 mm) cabinet	5.4 kg
34537-000	Snap-In Filler Panel, 1U	1 lb, 0.5 kg
34538-000	Snap-In Filler Panel, 2U	2 lb, 0.9 kg
Equipment Mounting Hardware		
Part No.	Description	Wt.
12637-001	M6 Cage Nuts/Screws (25)	1 lb, 0.5 kg
12638-001	#10-32 Cage Nuts/Screws (25)	1 lb, 0.5 kg
12639-001	#12-24 Cage Nuts/Screws (25)	1 lb, 0.5 kg

F-Series TeraFrame® HD Cabinet System

23.6"W (600 mm), 19"EIA		
Part No.	Description	Wt.
FHD-C1M-113B-C42	82.5"H x 23.6"W x 46.1"D, 42U	482 lb
	2096 mm x 600 mm x 1172 mm	218.6 kg
FHD-C1U-113B-C42	82.5"H x 23.6"W x 51.0"D, 42U	498 lb
	2096 mm x 600 mm x 1297 mm	225.9 kg
FHD-C1U-111B-C52	82.5"H x 23.6"W x 51.0"D, 42U	508 lb
	2096 mm x 600 mm x 1297 mm	230.4 kg
	w/ Vertical Exhaust Duct,	
	20" -34"H (508 mm – 863 mm)	
FHD-C1U-111B-C62	82.5"H x 23.6"W x 51.0"D, 42U	525 lb
	2096 mm x 600 mm x 1297 mm	238.1 kg
	w/ Vertical Exhaust Duct,	
	34" -60"H (863 mm – 1523 mm)	
Accessories		
Vertical Cable Managers		
Part No.	Description	Wt.
16273-C02	Cable Lashing Bracket for 42U cabinet, 5"W (125 mm)	5.4 kg
Thermal Management		
Part No.	Description	Wt.
16278-C01	Bottom Panel	19 lb, 8.6 kg
16270-C02	Air Dam Kit for 42U x 23.6"W (600 mm) cabinet	5.4 kg
34537-000	Snap-In Filler Panel, 1U	1 lb, 0.5 kg
34538-000	Snap-In Filler Panel, 2U	2 lb, 0.9 kg
Equipment Mounting Hardware		
Part No.	Description	Wt.
12637-001	M6 Cage Nuts/Screws (25)	1 lb, 0.5 kg
12638-001	#10-32 Cage Nuts/Screws (25)	1 lb, 0.5 kg
12639-001	#12-24 Cage Nuts/Screws (25)	1 lb, 0.5 kg
Installation		
Part No.	Description	Wt.
16280-C01	Unloading Ramp, 1 req. per site	185 lb
		83.9 kg
16279-C01	Bolt Down Kit, 1 req. per cabinet	14 lb
		6.4 kg

N-Series TeraFrame® Network Cabinet

31.5"W (800 mm), 19"EIA, with Network Switch Exhaust Duct For Cisco® Catalyst 6506, 6509, 6513 Switches and the MDS 9509 Director		
Part No.	Description	Wt.
NF2K-113C-C42	83.5"H x 31.5"W x 44.2"D, 45U	425 lb
	2122 mm x 800 mm x 1122 mm	192.8 kg
NF1K-113C-C42	83.5"H x 31.5"W x 44.2"D, 45U	425 lb
	2122 mm x 800 mm x 1122 mm	192.8 kg
31.5"W (800 mm), 19"EIA, with Network Switch Exhaust Duct For The Cisco® MDS 9513 Director		
Part No.	Description	Wt.
NF3K-113C-C42	83.5"H x 31.5"W x 44.2"D, 45U	425 lb
	2122 mm x 800 mm x 1122 mm	192.8 kg
31.5"W (800 mm), 19"EIA, with Network Switch Exhaust Duct		
Part No.	Description	Wt.
NF1L-113C-C42	83.5"H x 31.5"W x 45.2"D, 45U	409 lb
	2122 mm x 800 mm x 1147 mm	185.5 kg
NF1P-113C-C42	83.5"H x 31.5"W x 48.1"D, 45U	425 lb
	2122 mm x 800 mm x 1222 mm	192.8 kg
NF1U-113C-C42	83.5"H x 31.5"W x 51.1"D, 45U	490 lb
	2122 mm x 800 mm x 1297 mm	222.3 kg
31.5"W (800 mm), 19"EIA, no Network Switch Exhaust Duct		
Part No.	Description	Wt.
NF1L-113C-C42	83.5"H x 31.5"W x 45.2"D, 45U	380 lb
	2122 mm x 800 mm x 1147 mm	172.4 kg
NF1P-113C-C42	83.5"H x 31.5"W x 48.1"D, 45U	400 lb
	2122 mm x 800 mm x 1222 mm	181.4 kg
NF1U-113C-C42	83.5"H x 31.5"W x 51.1"D, 45U	403 lb
	2122 mm x 800 mm x 1297 mm	182.8 kg
Accessories		
CPI Fiber Management		
Part No.	Description	Wt.
34719-C05	Fiber Trunk Cable Manager	16 lb, 7.3 kg
34707-C05	Vertical Furcation Bracket	12 lb, 5.4 kg
34701-C05	Universal Accessory Rail	5 lb, 2.3 kg
34716-C02	Swivel Cable Spool, Kit of 6	3 lb, 1.4 kg
Thermal Management		
Part No.	Description	Wt.
34537-000	Snap-In Filler Panel, 1U	1 lb, 0.5 kg
34538-000	Snap-In Filler Panel, 2U	2 lb, 0.9 kg
Equipment Mounting Hardware		
Part No.	Description	Wt.
12637-001	M6 Cage Nuts/Screws (25)	1 lb, 0.5 kg
12638-001	#10-32 Cage Nuts/Screws (25)	1 lb, 0.5 kg
12639-001	#12-24 Cage Nuts/Screws (25)	1 lb, 0.5 kg

N-Series TeraFrame® Network Cabinet for the Cisco® Nexus 7018 Switch

40"W (1016 mm), 19"EIA, with Network Switch Exhaust Duct for the Cisco® Nexus 7018 Switch		
Part No.	Description	Wt.
NFSR-143C-C42	83.5"H x 40.0"W x 49.1"D, 45U	496 lb
	2122 mm x 1016 mm x 1247 mm	225.0 kg
NFST-143C-C42	83.5"H x 40.0"W x 50.1"D, 45U	501 lb
	2122 mm x 1016 mm x 1272 mm	227.2 kg
NFSU-143C-C42	83.5"H x 40.0"W x 51.1"D, 45U	505 lb
	2122 mm x 1016 mm x 1297 mm	229.1 kg
Accessories		
Cable Management		
Part No.	Description	Wt.
15529-C01	Front-to-Rear Cable Manager for 49.1"D (1247 mm) cabinet	8 lb
		3.6 kg
15529-C02	Front-to-Rear Cable Manager for 50.1"D (1272 mm) cabinet	9 lb
		4.1 kg
15529-C03	Front-to-Rear Cable Manager for 51.1"D (1297 mm) cabinet	9 lb
		4.1 kg
CPI Fiber Management		
Part No.	Description	Wt.
15483-C01	Horizontal Furcation Bracket for 49.1"D (1247 mm) cabinet	6 lb
		2.7 kg
15483-C02	Horizontal Furcation Bracket for 50.1"D (1272 mm) cabinet	6 lb
		2.7 kg
15483-C03	Horizontal Furcation Bracket for 51.1"D (1297 mm) cabinet	6 lb
		2.7 kg
15482-C02	Universal Accessory Rail for 45U cabinet	3 lb
		1.4 kg
34716-C02	Swivel Cable Spool, Kit of 6	3 lb
		1.4 kg
Equipment Mounting Hardware		
Part No.	Description	Wt.
12637-001	M6 Cage Nuts/Screws (25)	1 lb, 0.5 kg
12638-001	#10-32 Cage Nuts/Screws (25)	1 lb, 0.5 kg
12639-001	#12-24 Cage Nuts/Screws (25)	1 lb, 0.5 kg

GF-Series GlobalFrame® Cabinet

23.6"W (600 mm), 19"EIA		
Part No.	Description	Wt.
GF-1A320	79.3"H x 23.6"W x 42.3"D, 42U	336 lb
	2013 mm x 600 mm x 1074 mm	152.4 kg
GF-1A420	79.3"H x 23.6"W x 48.4"D, 42U	358 lb
	2013 mm x 600 mm x 1229 mm	162.4 kg
GF-1A421	79.3"H x 23.6"W x 48.4"D, 42U	378 lb
	2013 mm x 600 mm x 1229 mm	171.5 kg
	w/ Vertical Exhaust Duct,	
	20" -34"H (508 mm – 863 mm)	
GF-1A422	79.3"H x 23.6"W x 48.4"D, 42U	392 lb
	2013 mm x 600 mm x 1229 mm	177.8 kg
	w/ Vertical Exhaust Duct,	
	34" -60"H (863 mm – 1523 mm)	
29.5"W (750 mm), 19"EIA		
Part No.	Description	Wt.
GF-1B320	79.3"H x 29.5"W x 42.3"D, 42U	376 lb
	2013 mm x 750 mm x 1074 mm	170.6 kg
GF-1B420	79.3"H x 29.5"W x 48.4"D, 42U	400 lb
	2013 mm x 750 mm x 1229 mm	181.4 kg
31.5"W (800 mm), 19"EIA		
Part No.	Description	Wt.
GF-1C220	79.3"H x 31.5"W x 40.3"D, 42U	383 lb
	2013 mm x 800 mm x 1024 mm	173.7 kg
GF-1C420	79.3"H x 31.5"W x 48.4"D, 42U	479 lb
	2013 mm x 800 mm x 1229 mm	217.3 kg
Accessories		
Vertical Cable Managers		
Part No.	Description	Wt.
25104-001	Cable Ring Kit, 5.0"D (127 mm), for 23.6"W (600 mm) cabinet, 8 rings	2 lb
		0.9 kg
25105-002	Cable Ring Kit 4.75"D (119 mm), for 29.5"W (750 mm) cabinet, 8 rings	3 lb
		1.4 kg
25106-001	Cable Ring Kit, 9.8"D (249 mm), for 31.5"W (800 mm) cabinet, 8 rings	6 lb
		2.7 kg
25221-701	Cable Lashing Bracket for 42U cabinet, 5"W (125 mm)	11 lb
		5.0 kg
Thermal Management		
Part No.	Description	Wt.
25190-001	Cable Port Brush Kit for top panel	2 lb, 0.9 kg
25108-001	Snap-In Grommet & Plug Kit for rails, for 29.5W (750 mm) and 31.5W (800 mm) cabinets, 14 grommets	2 lb, 0.9 kg
34537-000	Snap-In Filler Panel, 1U	1 lb, 0.5 kg
34538-000	Snap-In Filler Panel, 2U	2 lb, 0.9 kg
Equipment Mounting Hardware		
Part No.	Description	Wt.
12637-001	M6 Cage Nuts/Screws (25)	1 lb, 0.5 kg
12638-001	#10-32 Cage Nuts/Screws (25)	1 lb, 0.5 kg
12639-001	#12-24 Cage Nuts/Screws (25)	1 lb, 0.5 kg

MegaFrame® & SlimFrame® Cabinet

27.3"W (694 mm), 19"EIA, M-Series MegaFrame		
Part No.	Description	Wt.
M1033-741	84.0"H x 27.3"W x 33.6"D, 45U	246 lb
	2130 mm x 694 mm x 854 mm	111.6 kg
M1053-741	84.0"H x 27.3"W x 39.6"D, 45U	266 lb
	2130 mm x 694 mm x 1006 mm	120.7 kg
M1043-741	84.0"H x 27.3"W x 42.6"D, 45U	276 lb
	2130 mm x 694 mm x 1083 mm	125.2 kg
24"W (610 mm), 19"EIA, C-Series SlimFrame		
Part No.	Description	Wt.
C1033-741	84.0"H x 24"W x 33.6"D, 43U	237 lb
	2130 mm x 610 mm x 854 mm	107.5 kg
C1053-741	84.0"H x 24"W x 39.6"D, 43U	228 lb
	2130 mm x 610 mm x 1006 mm	103.4 kg
Accessories		
Vertical Cable Managers		
Part No.	Description	Wt.
12465-707	Vertical Cable Manager for 45U M-Series MegaFrame	7 lb
		3.2 kg
11809-700	Narrow Vertical Cable Manager for 43U C-Series SlimFrame	5 lb
		2.3 kg
Enhanced Vertical Cable Managers		
Part No.	Description	Wt.
13171-700	Enhanced Vertical Cable Managers for 45U M-Series MegaFrame	11 lb
		5.0 kg
13169-701	Front-to-Back Horizontal Manager	3 lb, 1.4 kg
Thermal Management		
Part No.	Description	Wt.
13336-710	Air Dam Kit	11 lb, 5.0 kg
34537-000	Snap-In Filler Panel, 1U	1 lb, 0.5 kg
34538-000	Snap-In Filler Panel, 2U	2 lb, 0.9 kg
Equipment Mounting Hardware		
Part No.	Description	Wt.
12637-001	M6 Cage Nuts/Screws (25)	1 lb, 0.5 kg
12638-001	#10-32 Cage Nuts/Screws (25)	1 lb, 0.5 kg
12639-001	#12-24 Cage Nuts/Screws (25)	1 lb, 0.5 kg

CPI's online Product Configurator is an easy-to-use confidential tool that guides you through the steps and selections necessary to create customized systems. Check out the Product Configurator at www.chatsworth.com/configurator.