


NEW CATALOG ITEM



FEATURES:

- 1 RMU cable guides on the front designed for fanning and managing patch cords
- Open Cabling Section on the rear provides easy access and routes cable bundles feeding into the back of patch panels
- Close spacing of the cable guides (1 RMU) means Moves, Adds, and Changes are now easier
- Edge-protected pass through ports make it easy to route cable from front to back. Vertical slots along the center separator secure cable bundles neatly with optional Saf-T-Grip® cable management straps
- Plastic Cable Guides meet UL 94V-0 Flame Resistant standards
- Innovative SwitchGate Door/Cover (front) is easily opened from the right or left and can be removed so that cable does not have to thread through guides

An Employee Owned Corporation



**CHATSWORTH
PRODUCTS, INC.**

Organizing. Storing. Securing.

800-834-4969

techsupport@chatsworth.com
www.chatsworth.com

CCS COMBINATION CABLING SECTION

The Ultimate Network Patch Environment Cable Manager

The new CCS Combination Cabling Section offers the best of CPI's cabling sections, but with added design features. This new Cabling Section is double-sided with the front side featuring plastic cable guides (like those used on the MCS Master Cabling Section) while the back retains the classic Vertical Cabling Section (VCS) design.

An added feature is that the depth of the CCS Combination Cabling Section has been designed to minimize offset from the rack channel edges so that cables gently transition into the cabling section without any sharp turns, bends or kinks; maintaining high performance copper and fiber optic cable bend radii.

Cable guides align with RMU's on the rack to improve transition between the cable manager and rack equipment. The flexible, yet strong, cable guides retain cables securely in place and are contoured to eliminate snag points that may damage cable as well as allow smooth movement of the cable through the guides.

Optional Cable Distribution Spools (15008-001) for the 10" wide CCS Combination Cabling Sections promote a gradual bend radius to comply with ANSI/TIA/EIA-568-B bend requirements (4X the cable diameter), provide slack management and help route cable from horizontal to vertical (or vice-versa).




See reverse for dimensions and additional information.

CCS Combination Cabling Section					
Part Number		Dimensions		Finish Color	
for 3"D Racks	for 6"D Racks	Width	Height		
30161-701	30164-701	3.65"W	6"H	Black	
30161-703	30164-703	3.65"W	7"H	Black	
30161-705	30164-705	3.65"W	7'-6"H	Black	
30161-715	30164-715	3.65"W	8"H	Black	
30161-708	30164-708	3.65"W	9"H	Black	
30162-701	30165-701	6"W	6"H	Black	
30162-703	30165-703	6"W	7"H	Black	
30162-705	30165-705	6"W	7'-6"H	Black	
30162-715	30165-715	6"W	8'H	Black	
30162-708	30165-708	6"W	9'H	Black	
30163-701	30166-701	10"W	6'H	Black	
30163-703	30166-703	10"W	7'H	Black	
30163-705	30166-705	10"W	7'-6"H	Black	
30163-715	30166-715	10"W	8'H	Black	
30163-708	30166-708	10"W	9'H	Black	

CCS COMBINATION CABLING SECTION

SPECIFICATIONS:

- Available in 6', 7', 7'-6", 8' and 9' heights in 3.65", 6" and 10" widths (for high density patching).
- Two style options for either 3"D rack channel or 6"D rack channel.
- Manufactured from high strength aluminum sheet with integrated molded plastic cable guides (on front of cabling section).
- Narrow (3.65" W) CCS Combination Cabling Sections have 1.38" x 2.25" oval edge-protected pass through ports spaced at 12.00" intervals along the center separator for convenient cable wiring and pass through.
- Wide (6" W) and Extra-Wide (10" W) CCS Combination Cabling Sections have 2.375"D round edge-protected pass through ports spaced at intervals of 11.50" along the center separator. There are two (Wide Vertical Cabling Section) or three (Extra-Wide Cabling Section) pass through ports at each interval located across the width of the cabling section making it easy to route cable from front to back without crossing over or under adjacent cable.
- SwitchGate Cover/Door and Cabling Sections have black, powder coat, textured finish to reduce fingerprints and smudges.
- CCS Combination Cabling Sections come factory assembled and ready to install out of the box.
- Optional Cabling Section Cover for rear of Cabling Section is available to provide a professional appearance (12664-70X) (For 7"H x 3.65"W and 6"W only).
- Optional Cable Distribution Spools (15008-001) for 10"W CCS Combination Cabling Section are 5.9" deep x 2.75" diameter.
- For horizontal cable management, add CPI's Universal Horizontal Cable Manager and the Patch Panel Wire Management Bar.

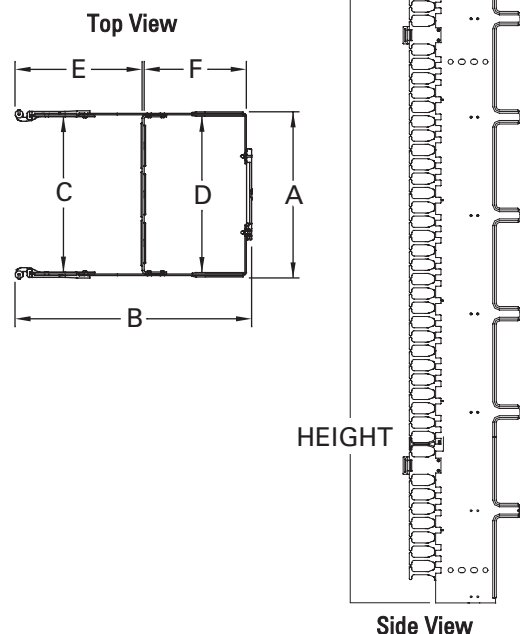


Cable Guides (on front) align closely with rack channel for smooth cable transition



Open Cabling Section (on rear) provides easy access to large cable bundles

Usable Dimensions						
Part No. Series	Actual Width (A)	Actual Depth (B)	Usable Width		Usable Depth	
			Front (C)	Rear (D)	Front (E)	Rear (F)
30161	3.65"	12.24"	3.24"	3.29"	5.90"	5.35"
30162	6"	12.24"	5.59"	5.64"	5.90"	5.35"
30163	10"	12.24"	9.59"	9.64"	5.90"	5.35"
30164	3.65"	14.61"	3.24"	3.29"	7.40"	6.85"
30165	6"	14.61"	5.59"	5.64"	7.40"	6.85"
30166	10"	14.61"	9.59"	9.64"	7.40"	6.85"



- Estimated cable capacities:
See the cable fill table at www.chatsworth.com/cablefill