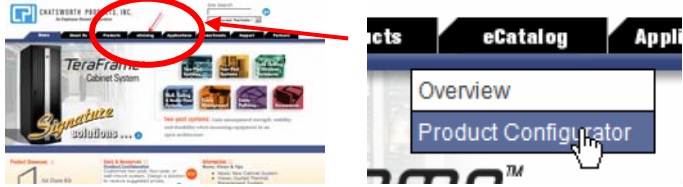






CPI Product Configurator Quick Reference Guide

INSTRUCTIONS	EXAMPLES
<p>The Product Configurator is an easy-to-use online tool that allows you to quickly configure products for your projects. Access the Product Configurator by going to www.chatsworth.com/configurator.</p>	
<p>After a short registration* you will have immediate access to a growing list of product groups that can be configured. Within each group are multiple products. *Note: It is important that you use a correct email address in order to have complete tool functionality.</p>	<p>What you can configure:</p> <ul style="list-style-type: none"> • Two-Post Systems • Four-Post Systems • Wall-Mount Systems • Electronics, Monitoring & Security
<p>The Product Configurator will guide you through the steps and selections necessary to create a customized solution.</p>	<p>I am looking for Environmental Monitors <input type="radio"/> No <input checked="" type="radio"/> Yes</p> <p>I am looking for Security Monitors <input checked="" type="radio"/> No <input type="radio"/> Yes</p> <p>I am looking for Power Monitors <input checked="" type="radio"/> No <input type="radio"/> Yes</p>
<p>You will be offered only the options and accessories that are appropriate for your configuration along with size, style, color, etc.</p>	<p>Still have questions? CPI's Technical Support Team is ready to assist you. Call toll free 800-834-4969.</p>
<p>"Help Me Decide" links are available to provide extra information when needed. Just look for </p>	<p>Monitor temperatures in the room:</p> <ul style="list-style-type: none"> • Humidity: 5% to 90% RH • Sensor type: solid state IC • Accuracy: ± 3° • Connection: RJ-45 (Patch cable not included) • Housing: white plastic • Mounting: wall, flat surface or single-gang box • Indoor use only  <p>Range 32 to 95 Deg F With Display</p>
<p>Each configuration will generate several documents.</p>	<ol style="list-style-type: none"> 1. Bills of Material with MSRP 2. Parts list without pricing 3. Product cut sheets 4. Rendered image and line drawings in PDF and DXF formats (included with most configurations)
<p>By saving your configuration to a cart, you can return later to make edits if necessary. If you do not save to a cart, the project is not saved.</p>	<p>Revise style, size, color, quantity, options or accessories.</p>
<p>To access and/or edit an existing configuration go to the eCatalog* at www.chatsworth.com/ecatalog. Retrieve your cart by selecting the "Retrieve a Cart" link at the top center portion of the page. Select your project from the list to the right. To make edits select the "Copy and Edit" button near the bottom of your configuration summary. On the next screen select the first radio button titled "configure a cabinet or edit a design" to edit your project. *Note: eCatalog uses same login information as the Product Configurator.</p>	