

THIS DRAWING CONTAINS PROPRIETARY AND CONFIDENTIAL INFORMATION AND IS PROTECTED BY U.S. AND INTERNATIONAL LAW. UNAUTHORIZED REPRODUCTION, DISCLOSURE OR USE OF THE DRAWING OR THE INFORMATION THEREIN IS EXPRESSLY FORBIDDEN EXCEPT AS AGREED TO IN WRITING BY CHATSWORTH PRODUCTS, INC.

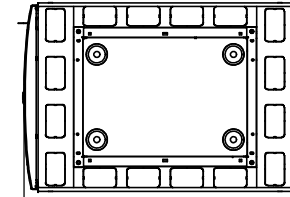
CONFIDENTIAL AND PROPRIETARY

REVISION

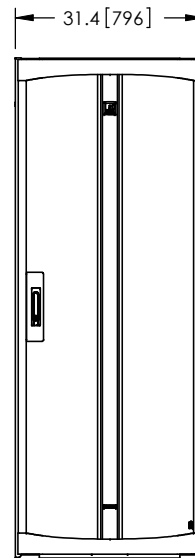
ISS	DESCRIPTION	DATE	APPROVED	
			CHK	ENG
M1		DFWO 6/23/09		DFWO 6/23/09

THIS CABINET INCLUDES THE FOLLOWING FEATURES AND ACCESSORIES:


1. 45RMU X 1075DP X 800MM W WELDED 12 GA STEEL FRAME WITH CAST RECESS BRACKETS. POWDER COAT BLACK FINISH.
2. SQUARE PUNCH EIA COMPLIANT ZINC PLATED 12GA STEEL RAILS, RMU MARKED ON BOTH SIDES. FORWARD RAIL IS STATIONARY, LOW PROFILE. REAR RAIL ADJUSTABLE. INCL (QTY 50) M6 SNAP IN CAGE NUTS/SCREWS.
3. SINGLE SWING FRONT DOOR, PERFORATED (79% OA) W/ KEYED 2 POINT CAM LATCH. POWDER COAT BLACK FINISH WITH ANODIZED ALUMINUM CENTER BEAM.
4. DOUBLE SWING REAR DOOR, PERFORATED (79% OA) W/ KEYED 2 POINT LATCH. POWDER COAT BLACK.
5. SOLID, KEYED, 18 GA SIDE PANELS (QTY 2 EA). POWDER COAT BLACK.
6. EXHAUST DUCT SYSTEM FOR QTY 3 JUNIPER 8208 (14 RMU HEIGHT) OR QTY 2 JUNIPER 8216 (21 RMU HEIGHT) SWITCH CHASSIS. POWDER COAT BLACK.
7. SEGMENTED 5 PC TOP PANEL WITH INTEGRAL CABLE PORT KNOCKOUTS (QTY 16). 6 SNAP-IN PORT GROMMETS INCLUDED. SIDE AND CENTER SEGMENTS MAY BE REMOVED COMPLETELY FOR UNOBSTRUCTED ACCESS. CENTER TOP PANEL SEGEMENT INCLUDES 4 ROUND ACCESS PORTS WITH INTEGRAL RUBBER GROMMETS.
8. LEVELER FEET. (CASTER KIT AVAILABLE AS ACCESSORY)
9. REMOVABLE/SNAP-IN CABLE SUPPORT FINGERS /SPOOLS INSTALLED ON RIGHT FORWARD FRAME MEMBER. (ADDITIONAL FINGERS AVAILABLE AS ACCESSORY)
10. GROUNDING/BONDING KIT INCLUDED.
11. ROHS COMPLIANT HARWARE.



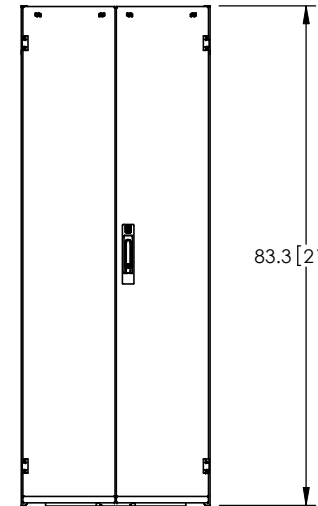
46.0 [1168]
TOP VIEW



31.4 [796]
FRONT DOOR



42.4 [1078]
RIGHT SIDE VIEW



83.3 [2116]
REAR DOOR

SPECIFICATION CONTROL DRAWING
NF4M-113C-C42

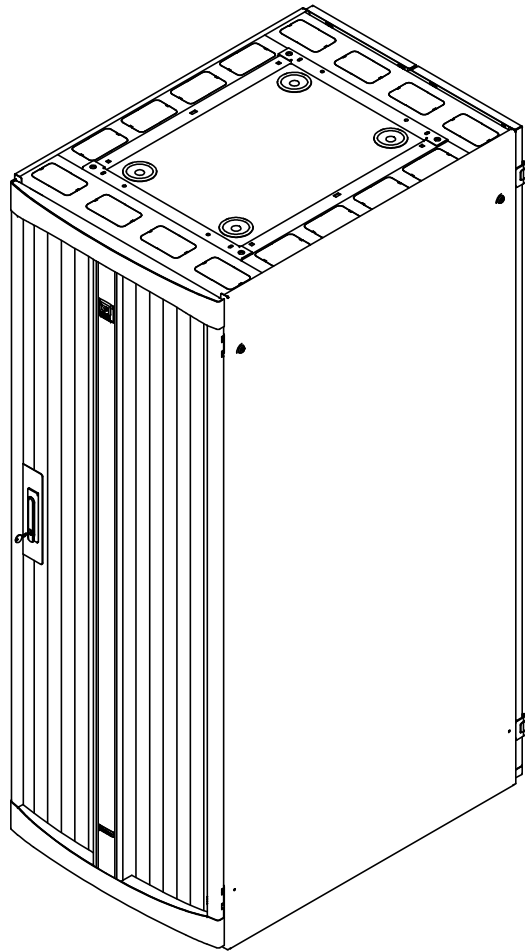
UNLESS OTHERWISE SPECIFIED ALL DIMENSIONS SHOWN ARE IN INCHES (MILLIMETERS) MILLIMETERS ARE REFERENCE ONLY UNLESS OTHERWISE SPECIFIED TOLERANCES ON .XX(X) .XXX(.XX) ANGLE ±.03[±0.8] ±.010[±0.25] ±1° THIRD ANGLE	APPROVALS	DATE	CHATSWORTH PRODUCTS, INC. SWITCH CABINET JUNIPER COMPLIANT N-SERIES TERAFRAME
	DR: D OISBOLD	6/23/09	
	CHKR:		
	SUPV:		
MATERIAL	MECH ENG: DFWO	6/23/09	DWG SIZE C MC2-NF4M-113C-C42 ISS SCALE 1:1 SHEET 1 OF 1 M1

THIS DRAWING CONTAINS PROPRIETARY AND CONFIDENTIAL INFORMATION AND IS PROTECTED BY U.S. AND INTERNATIONAL LAW. UNAUTHORIZED REPRODUCTION, DISCLOSURE OR USE OF THE DRAWING OR THE INFORMATION THEREIN IS EXPRESSLY FORBIDDEN EXCEPT AS AGREED TO IN WRITING BY CHATSWORTH PRODUCTS, INC.

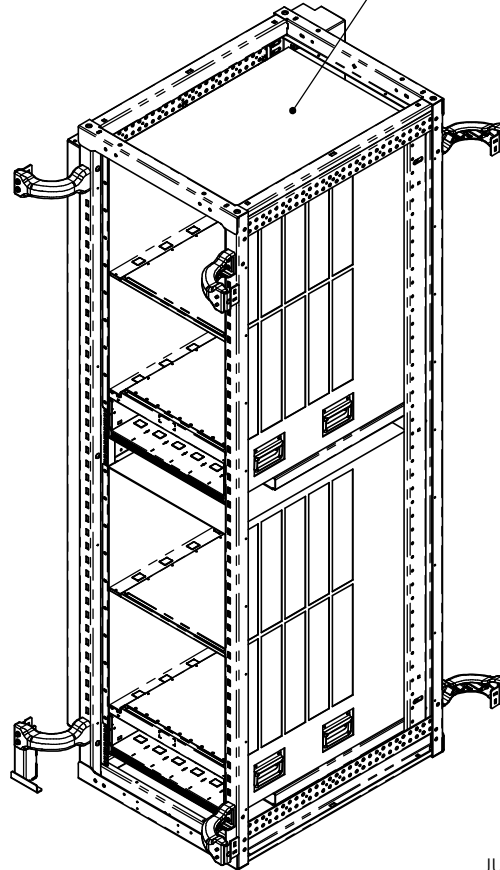
CONFIDENTIAL AND PROPRIETARY

REVISION

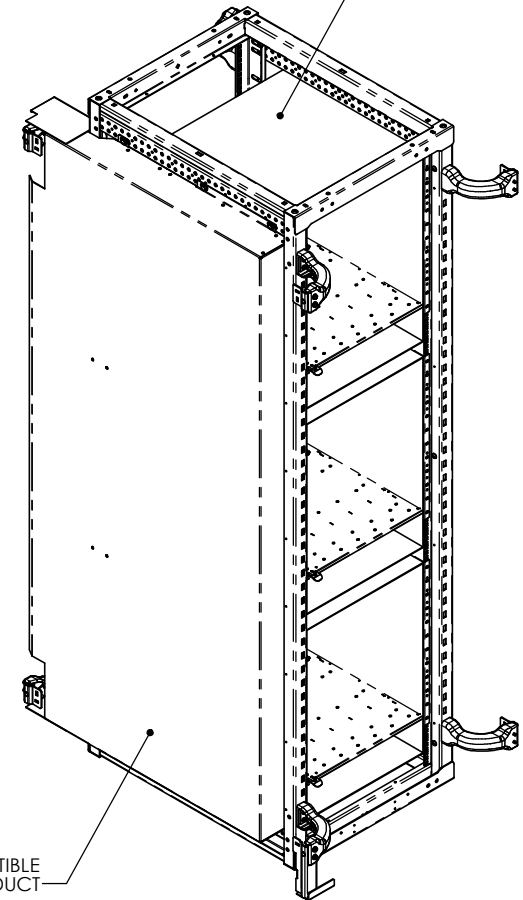
ISS	DESCRIPTION	DATE	APPROVED	
			CHK	ENG
M1	SEE SHEET 1			



2X JUNIPER 8216 (21U) SWITCHES
SHOWN INSTALLED IN CABINET
FOR ILLUSTRATION ONLY.



3X JUNIPER 8208 (14U) SWITCHES
SHOWN INSTALLED IN CABINET
FOR ILLUSTRATION ONLY.



JUNIPER-COMPATIBLE
NETWORK DUCT

CPI CHATSWORTH PRODUCTS, INC.

**SWITCH CABINET
JUNIPER COMPLIANT
N-SERIES TERAFRAME**

DWG SIZE	C	MC2-NF4M-113C-C42	ISS
SCALE	1:1	SHEET 1 OF 1	M1