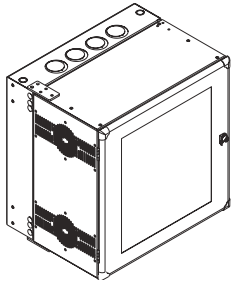
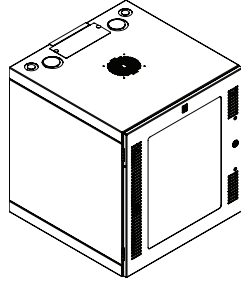
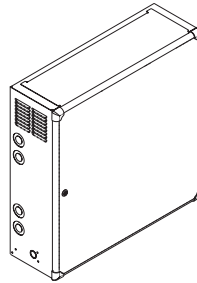

CUBE-iT PLUS® Cabinet System	Standard Wall-Mount Cabinet	ThinLine™ II Wall-Mount Cabinet	Standard Swing Gate Wall Rack	EasySwing™ Wall-Mount Rack	Fixed Wall-Mount Rack
<b>Application:</b> Designed to secure communications equipment for a cross connect.	<b>Application:</b> Designed to provide secure storage for telecommunications equipment in remote locations.	<b>Application:</b> Space-saving with minimal intrusion into the room – perfect for high-traffic, tight areas.	<b>Application:</b> Provides easy access to the rear of equipment, making it the ideal choice for supporting patch panels and switches.	<b>Application:</b> Cost-effective 19" EIA swing gate rack for mounting network, communications and security equipment in a telecommunications or equipment room where floor space is limited.	<b>Application:</b> Space-saving, sturdy platform for wall-mounting equipment.
<b>Key Features:</b> <ul style="list-style-type: none"> <li>Patented hinge design allows removal of rear panel for easy installation</li> <li>Cabinet body includes one pair of adjustable depth 19" EIA threaded equipment rails</li> <li>Locking front door and rear panel provide security</li> </ul>	<b>Key Features:</b> <ul style="list-style-type: none"> <li>Ships partially assembled in a compact, flat pack and is easy to maneuver</li> <li>Cabinet chassis is vented on top and bottom</li> <li>Simplified assembly process by using a simple slot-and-hook design</li> </ul>	<b>Key Features:</b> <ul style="list-style-type: none"> <li>Removable top panel provides direct access to equipment without disturbing other devices</li> <li>Ships fully assembled with mounting hardware</li> <li>Multiple sets of knockouts allow flexibility in cable organization</li> <li>Cabinet includes a junction box 2" x 4" (50 mm x 100 mm) to hold optional surge-suppression duplex outlet</li> </ul>	<b>Key Features:</b> <ul style="list-style-type: none"> <li>Dual hinges open to the right or left, stopping at 90°</li> <li>Supports single- and double-sided shelves</li> <li>Ships partially assembled with installation hardware</li> <li>EIA-310-D compliant; rack-mount spaces are marked and numbered</li> </ul>	<b>Key Features:</b> <ul style="list-style-type: none"> <li>Opens 180° to right or left, locking latch pin secures gate in the closed position</li> <li>Ships fully assembled and flat; simply unfold and mount to wall</li> <li>Keyhole wall mounting holes with mounting template included on carton</li> </ul>	<b>Key Features:</b> <ul style="list-style-type: none"> <li>EIA-310-D compliant; rack-mount spaces are marked and numbered</li> <li>Supports single- and double-sided shelves</li> <li>Tapped #12-24 roll-formed threads; includes equipment mounting screws</li> </ul>
<b>Heights: Wall-Mounted:</b> <ul style="list-style-type: none"> <li>24" (375 mm), 12U</li> <li>36" (910 mm), 18U</li> <li>48" (1220 mm), 26U</li> </ul> <b>Wall-Mounted, Floor-Supported:</b> <ul style="list-style-type: none"> <li>60" (1520 mm), 33U</li> <li>72" (1830 mm), 40U</li> </ul>	<b>Heights:</b> <ul style="list-style-type: none"> <li>14.8" (375 mm), 6U</li> <li>20.0" (508 mm), 9U</li> <li>25.2" (640 mm), 12U</li> </ul>	<b>Heights:</b> <ul style="list-style-type: none"> <li>26" (660 mm)</li> <li>36" (910 mm)</li> </ul>	<b>Heights:</b> <ul style="list-style-type: none"> <li>29.1" (739 mm), 12U</li> <li>43.1" (1095 mm), 20U</li> <li>53.6" (1361 mm), 26U</li> <li>78.1" (1984 mm), 40U</li> </ul>	<b>Heights:</b> <ul style="list-style-type: none"> <li>24.5" (622 mm), 11U</li> <li>38.5" (978 mm), 19U</li> <li>51.5" (1308 mm), 26U</li> </ul>	<b>Heights:</b> <ul style="list-style-type: none"> <li>27.4" (696 mm), 12U</li> <li>41.4" (1052 mm), 20U</li> <li>76.4" (1941 mm), 40U</li> </ul>
<b>Depth (4):</b> <ul style="list-style-type: none"> <li>13" (330 mm)</li> <li>24" (610 mm)</li> <li>18" (460 mm)</li> <li>30" (760 mm)</li> </ul>	<b>Depth (2):</b> <ul style="list-style-type: none"> <li>19.7" (500 mm)</li> <li>23.6" (600 mm)</li> </ul>	<b>Depth (3):</b> <ul style="list-style-type: none"> <li>5" (130 mm), 2U</li> <li>8.5" (216 mm), 4U</li> <li>12" (300 mm), 6U</li> </ul>	<b>Depth (3):</b> <ul style="list-style-type: none"> <li>12.2" (310 mm)</li> <li>18.2" (462 mm)</li> <li>25.2" (640 mm)</li> </ul>	<b>Depth (4):</b> <ul style="list-style-type: none"> <li>8.0" (204 mm)</li> <li>12.0" (305 mm)</li> <li>18.0" (457 mm)</li> <li>25.0" (635 mm)</li> </ul>	<b>Depth (3):</b> <ul style="list-style-type: none"> <li>6.6" (168 mm)</li> <li>12.6" (320 mm)</li> <li>18.6" (472 mm)</li> </ul>
<b>Load Bearing, Wall-Mounted:</b> <ul style="list-style-type: none"> <li>UL Listed up to 200 lb (90.7 kg)</li> </ul> <b>Wall-Mounted, Floor Supported:</b> <ul style="list-style-type: none"> <li>Supports up to 1000 lb (453.6 kg)</li> </ul>	<b>Load Bearing:</b> <ul style="list-style-type: none"> <li>6U, 60 lb (27.2 kg)</li> <li>9U, 90 lb (40.8 kg)</li> <li>12U, 130 lb (58.9 kg)</li> </ul>	<b>Load Bearing:</b> <ul style="list-style-type: none"> <li>Static load, 100 lb (45.4 kg)</li> </ul>	<b>Load Bearing:</b> <ul style="list-style-type: none"> <li>Supports 100 lb (45.4 kg) in open position; can increase to 150 lb (45.4 kg) with optional kit</li> </ul>	<b>Load Bearing:</b> <ul style="list-style-type: none"> <li>85 lb (38.6 kg)</li> </ul>	<b>Load Bearing:</b> <ul style="list-style-type: none"> <li>Supports 200 lb (90.7 kg) of equipment; securely mounts to wall using eight leg mounting holes</li> </ul>
<b>Construction:</b> <ul style="list-style-type: none"> <li>Riveted and bolted steel</li> <li>Epoxy-polyester hybrid powder coat paint finish</li> </ul>	<b>Construction:</b> <ul style="list-style-type: none"> <li>Slot-and-hook/bolted frame; mounting rails bolt to frame</li> </ul>	<b>Construction:</b> <ul style="list-style-type: none"> <li>Steel</li> </ul>	<b>Construction:</b> <ul style="list-style-type: none"> <li>Steel and Aluminum</li> </ul>	<b>Construction:</b> <ul style="list-style-type: none"> <li>Welded and bolted steel</li> </ul>	<b>Construction:</b> <ul style="list-style-type: none"> <li>Aluminum</li> </ul>



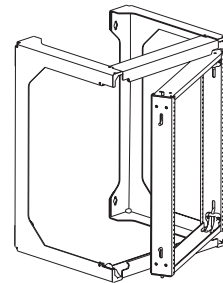
**CUBE-IT PLUS® Cabinet System**



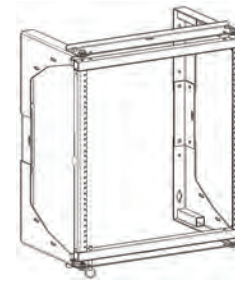
**Standard Wall-Mount Cabinet**



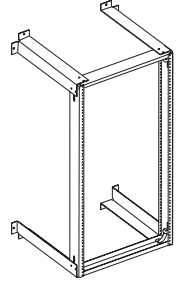
**ThinLine™ II Wall-Mount Cabinet**



**Standard Swing Gate Wall Rack**



**EasySwing™ Wall-Mount Rack**



**Fixed Wall-Mount Rack**

Part No.	Description	Wt. lb (kg)
11890-X24	12U x 19"EIA x 16.8"D (427 mm) rack space, 24"H x 24"W x 18"D cabinet (610 mm x 610 mm x 460 mm), Solid Metal Door	78 (35.4)
11840-X36	18U x 19"EIA x 22.8"D (579 mm) rack space, 24"H x 36"W x 24"D cabinet (610 mm x 910 mm x 610 mm), Solid Metal Door	111 (50.3)
11890-X48	26U x 19"EIA x 16.8"D (427 mm) rack space, 24"H x 48"W x 18"D cabinet (610 mm x 1220 mm x 460 mm), Solid Metal Door	121 (54.9)
13492-X60	33U x 19"EIA x 22.8"D (579 mm) rack space, 60"H x 27.3"W x 24"D cabinet (1520 mm x 693 mm x 610 mm), Solid Metal Door	221 (100.2)
13492-X72	40U x 19"EIA x 22.8"D (579 mm) rack space, 72"H x 27.3"W x 24"D cabinet (1830 mm x 693 mm x 610 mm), Solid Metal Door	247 (112.0)

*Other sizes and styles available. X=finish color: (-2) for Computer Beige, and (-7) for Black.*

Contact Tech Support at 800-834-4969 for additional options.

**Key Accessories**

Part No.	Description	Wt. lb (kg)
12804-702	Fan Kit, 100 CFM, 230 VAC	4 (1.8)
12803-701	Light Kit, 15 VAC	3 (1.4)
13485-760	Cable Manager for 60"H	9 (4.1)
13485-772	Cable Manager for 72"	10 (4.5)
11837-701	Horizontal Wire Mgr Bar	2 (0.9)
12291-701	10"D (250 mm) Shelf	4 (1.8)
40074-700	15"D (380 mm) Shelf	6 (2.7)

Part No.	Description	Wt. lb (kg)
25500-X06	6U x 19"EIA x 13.75"D (349 mm) rack space, 14.8"H x 23.6"W x 19.7"D cabinet (375 mm x 600 mm x 500 mm), Solid Metal Door	48 (21.8)
25501-X09	9U x 19"EIA x 13.75"D (349 mm) rack space, 20"H x 23.6"W x 19.7"D cabinet (508 mm x 600 mm x 500 mm), Tempered Glass Door	54 (24.5)
25502-X12	12U x 19"EIA x 13.75"D (349 mm) rack space, 25.2"H x 23.6"W x 19.7"D cabinet (640 mm x 600 mm x 500 mm), Perforated Metal Door	58 (26.3)
25503-X06	6U x 19"EIA x 17.7"D (449 mm) rack space, 14.8"H x 23.6"W x 23.6"D cabinet (375 mm x 600 mm x 600 mm), Solid Metal Door	53 (24.0)
25504-X09	9U x 19"EIA x 17.7"D (449 mm) rack space, 20.0"H x 23.6"W x 23.6"D cabinet (508 mm x 600 mm x 600 mm), Tempered Glass Door	60 (27.2)
25505-X12	12U x 19"EIA x 17.7"D (449 mm) rack space, 25.2"H x 23.6"W x 23.6"D cabinet (640 mm x 600 mm x 600 mm), Perforated Metal Door	64 (29.0)

*Other sizes and styles available. X=finish color: (-2) for Computer Beige, (-7) for Black and (-E) for Glacier White.*

**Key Accessories**

Part No.	Description	Wt. lb (kg)
25515-001	Fan Kit, 100 CFM	5 (2.3)
25514-706	Ring Cble Mgr for 6U	2 (0.9)
25512-706	Cable Lashing Brkt, 6U	2 (0.9)
25513-706	Finger Cable Mgr for 6U	2 (0.9)
25521-701	Rear Brkt Cable Mgr	3 (1.4)

Part No.	Description	Wt. lb (kg)
13050-X11	2U x 19"EIA x 20"D (508 mm) rack space, 26"H x 26"W x 5"D cabinet (660 mm x 660 mm x 130 mm), Solid Metal Door	47 (21.3)
13050-X12	4U x 19"EIA x 20"D (508 mm) rack space, 26"H x 26"W x 8.5"D cabinet (660 mm x 660 mm x 216 mm), Solid Metal Door	54 (24.5)
13050-X13	6U x 19"EIA x 20"D (508 mm) rack space, 26"H x 26"W x 12"D cabinet (660 mm x 660 mm x 300 mm), Solid Metal Door	60 (27.2)
13050-X21	2U x 19"EIA x 30"D (762 mm) rack space, 36"H x 26"W x 5"D cabinet (910 mm x 660 mm x 600 mm), Solid Metal Door	60 (27.2)
13050-X22	4U x 19"EIA x 30"D (762 mm) rack space, 36"H x 26"W x 8.5"D cabinet (910 mm x 660 mm x 216 mm), Solid Metal Door	68 (30.8)
13050-X23	6U x 19"EIA x 30"D (762 mm) rack space, 36"H x 26"W x 12"D cabinet (910 mm x 660 mm x 300 mm), Solid Metal Door	76 (34.5)

*Other sizes and styles available. Equipment hangs vertically. X=finish color: (-1) for Gray, (-2) for Computer Beige, and (-7) for Black.*

**Key Accessories**

Part No.	Description	Wt. lb (kg)
12955-719	Fiber Slack Mgr Panel	2 (0.9)
13051-001	Intelligent Fan Kit	2 (0.9)

Part No.	Description	Wt. lb (kg)
11790-X18	12U x 19"EIA x 17"D (430 mm) rack space, 29.1"H x 21.7"W x 18.2"D rack (739 mm x 551 mm x 462 mm)	24 (10.9)
11791-X18	20U x 19"EIA x 17"D (430 mm) rack space, 43.1"H x 21.7"W x 18.2"D rack (1095 mm x 551 mm x 462 mm)	26 (11.8)
11792-X18	40U x 19"EIA x 17"D (430 mm) rack space, 78.1"H x 21.7"W x 18.2"D rack (1984 mm x 551 mm x 462 mm)	33 (15.0)
11790-X25	12U x 19"EIA x 24"D (610 mm) rack space, 29.1"H x 21.7"W x 25.2"D rack (739 mm x 551 mm x 640 mm)	42 (19.1)
11791-X25	20U x 19"EIA x 24"D (610 mm) rack space, 43.1"H x 21.7"W x 25.2"D rack (1095 mm x 551 mm x 640 mm)	46 (20.9)
11792-X25	40U x 19"EIA x 24"D (610 mm) rack space, 78.1"H x 21.7"W x 25.2"D rack (1984 mm x 551 mm x 640 mm)	60 (27.2)

*Other sizes and styles available. X=finish color: (-1) for Gray, (-2) for Computer Beige, (-7) for Black and (-E) for Glacier White.*

**Key Accessories**

Part No.	Description	Wt. lb (kg)
12795-X01	Heavy-Duty Swing Gate Kit (2) Brackets	4 (1.8)

Part No.	Description	Wt. lb (kg)
13602-X12	11U x 19"EIA x 10.5"D (266 mm) rack space, 24.5"H x 20.3"W x 12.0"D rack (622 mm x 516 mm x 305 mm)	24 (10.9)
13604-X12	19U x 19"EIA x 10.5"D (266 mm) rack space, 38.5"H x 20.3"W x 12.0"D rack (978 mm x 516 mm x 305 mm)	29 (13.2)
13608-X12	26U x 19"EIA x 10.5"D (266 mm) rack space, 51.5"H x 20.3"W x 12.0"D rack (1308 mm x 516 mm x 305 mm)	33 (15.0)

*Other sizes and styles available. X=finish color: (-1) for Gray, (-2) for Computer Beige, (-7) for Black and (-E) for Glacier White.*

Contact Tech Support at 800-834-4969 for additional options.

**Key Accessories**

Part No.	Description	Wt. lb (kg)
12858-001	Corner Cushions, Set of 4	1 (0.5)

Part No.	Description	Wt. lb (kg)
11960-X06	12U x 19"EIA x 6"D (150 mm) rack space, 27.4"H x 22.4"W x 6.6"D rack (696 mm x 569 mm x 168 mm)	9 (4.1)
11961-X06	20U x 19"EIA x 6"D (150 mm) rack space, 41.4"H x 22.4"W x 6.6"D rack (1052 mm x 569 mm x 168 mm)	10 (4.5)
11962-X06	40U x 19"EIA x 6"D (150 mm) rack space, 76.4"H x 22.4"W x 6.6"D rack (1941 mm x 569 mm x 168 mm)	15 (6.8)
11960-X12	12U x 19"EIA x 12"D (300 mm) rack space, 27.4"H x 22.4"W x 12.6"D rack (696 mm x 569 mm x 320 mm)	12 (5.4)
11961-X12	20U x 19"EIA x 12"D (300 mm) rack space, 41.4"H x 22.4"W x 12.6"D rack (1052 mm x 569 mm x 320 mm)	13 (5.9)
11962-X12	40U x 19"EIA x 12"D (300 mm) rack space, 76.4"H x 22.4"W x 12.6"D rack (1941 mm x 569 mm x 320 mm)	16 (7.3)

*Other styles available. X=finish color: (-1) for Gray, (-2) for Computer Beige, (-5) for Clear, (-7) for Black and (-E) for Glacier White.*

**Key Accessories**

Part No.	Description	Wt. lb (kg)
12858-001	Corner Cushions, Set of 4	1 (0.5)

