

SNAP-IN FILLER PANELS



KEY FEATURES

- Improves thermal management in cabinets by blocking airflow through unused rack-mount spaces.
- Design eliminates gaps between stacked filler panels.
- Fast installation – snaps into square-punched mounting holes on equipment rails – no tools or hardware are required for installation.
- Unique snap method utilizes tightly controlled EIA 5/8" - 5/8" - 1/2" (15.9 mm – 15.9 mm – 12.7 mm) vertical mounting hole pattern.
- Integrated finger grips for ease of installation and removal.
- Black and Glacier White finish available.
- Available in multi-packs for large installations.

APPLICATIONS

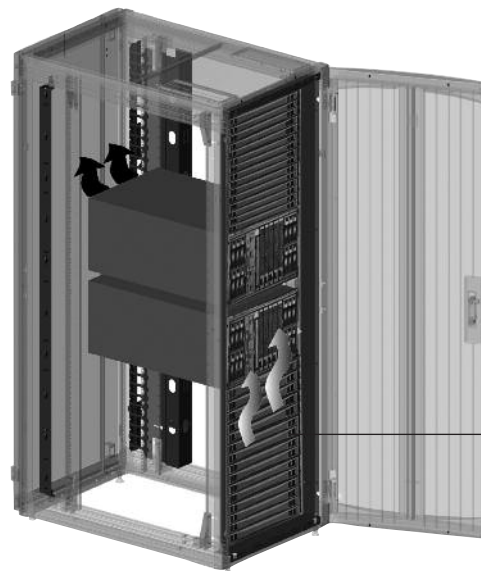
- Close open rack-mount spaces in any cabinet or rack that has 19" EIA square-punched equipment mounting rails.
- Use with Air Dam Kit to create an airflow barrier that improves thermal management in cabinet systems that store rack-mount computer servers and data storage equipment.

USE WITH

- TeraFrame® Cabinet System
- GF-Series GlobalFrame® Cabinet System
- M-Series MegaFrame® Cabinet
- C-Series SlimFrame™ Cabinet
- Seismic Frame® Cabinet


RELATED ACCESSORIES

- Air Dam Kit
- Vertical Exhaust Duct
- Internal Airflow Duct
- Bottom Panel
- Seal Kit
- Filler Panels
- Remote Infrastructure Management (RIM-600)



Snap-In Filler Panels

Seal unused rack-mount spaces (U) to eliminate bypass airflow



The Snap-In Filler Panels are solid panels used to fill open rack-mount spaces (U) in cabinets that store rack-mount computer servers and data storage equipment. Designed to occupy the entire rack-mount space (U) height eliminating leakage between stacked panels.

Use Snap-In Filler Panels in combination with the Air Dam Kit to create an internal airflow barrier between the front and back of the cabinet. The airflow barrier blocks recirculation of hot exhaust air from the back of the cabinet to the front of the cabinet, which keeps cooling air temperatures lower because cold air goes through equipment without being pre-heated by hot exhaust air.

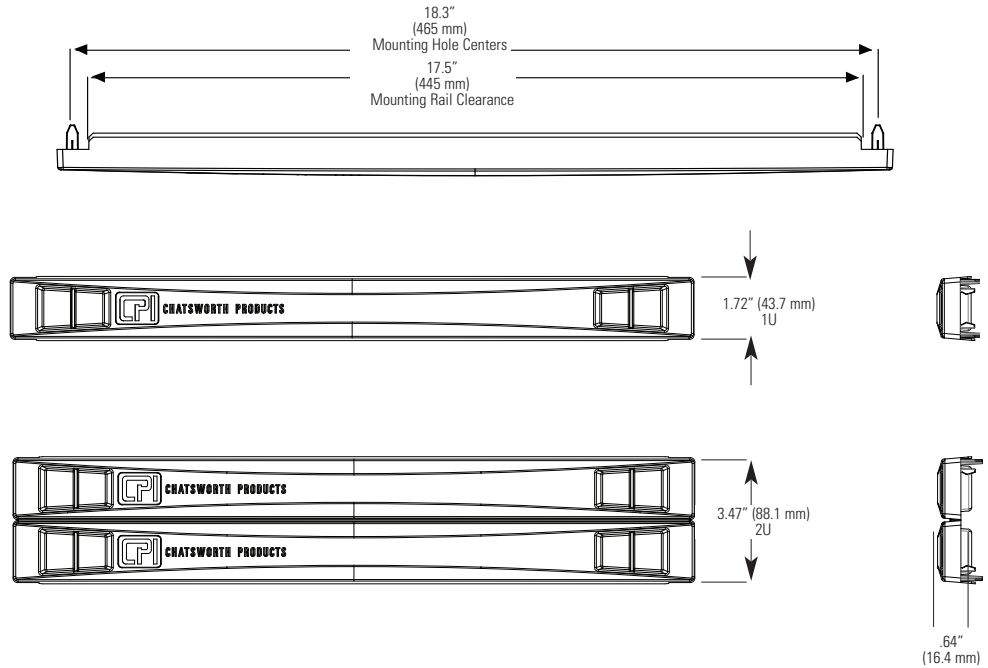
The Snap-In Filler Panels can be used in any cabinet that is equipped with 19" EIA square-punched equipment mounting rails. Unique snap design aligns and attaches to the .375" (9.53 mm) square punched mounting holes instead of the vertical rail edges. This method takes advantage of the tightly controlled 5/8" – 5/8" – 1/2" (15.9 mm – 15.9 mm – 12.7 mm) EIA mounting hole spacing for increased performance. No tools or hardware are required for installation. Simply line up the posts on the back of the Snap-In Filler Panels with the square-punched holes in the equipment mounting rails and push – the panels snap in place. To remove, pull on the indented areas on the front edge of the panel – the panel snaps out.

Snap-In Filler Panels are available in 1U and 2U heights and in multi-packs. See reverse for product details or contact CPI Technical Support for configuration assistance.

SPECIFICATIONS

- Snap-In Filler Panels close open rack-mount spaces (U) in cabinets equipped with 19"W EIA square-punched equipment mounting rails
- For indoor use only, in environmentally controlled areas; may not be used outdoors or in harsh environments
- Sizes:
 - 1U x 19" EIA
 - 2U x 19" EIA
- Snap-In Filler Panel is surface-mount and projects .64" in front of mounting rails
- Tapered top/bottom edges seal gaps between adjacent filler panels
- Fits:
 - 19"W, EIA-310-D compliant equipment mounting rails
 - 1-3/4"H (44.45 mm) U, Universal Hole Spacing; 5/8"-5/8"-1/2" (15.9 mm - 15.9 mm - 12.7 mm)
 - .375" (9.53 mm) square-punched equipment mounting holes
- Certifications:
 - UL Listed under the NWIN (Information Technology and communications Equipment) category per the UL 60950 Standard, UL file number E227626
- Material:
 - Composite plastic, meets UL94 V-0
- Construction:
 - Molded
- Finish:
 - Textured (to match CPI paint)
 - Black or Glacier White

DIMENSIONS



ORDERING INFORMATION

Snap-In Filler Panel			
Part Number		Description	Shipping Weight lb (kg)
Black	Glacier White		
34537-000	34537-E00	1U x 19" EIA, 1 Each	2 (0.9)
34538-000	34538-E00	2U x 19" EIA, 1 Each	2 (0.9)
34537-001	34537-E01	1U x 19" EIA, 6 Each	3 (1.4)
34538-001	34538-E01	2U x 19" EIA, 6 Each	4 (1.8)
34537-002	34537-E02	1U x 19" EIA, 50 Each	14 (6.4)
34538-002	34538-E02	2U x 19" EIA, 50 Each	21 (9.5)