



CHATSWORTH PRODUCTS, INC.

Optimize.  
Store.  
Secure.



# 19"W 2-Post Shelves



	Single-Sided Shelves		Double-Sided Shelves			Low Profile Shelves		Equipment Shelf and Bracket		Monitor and Keyboard Shelves			Monitor and Keyboard	
	<i>Single-Sided</i> 40074-X00	<i>Small Peripheral</i> 10758-X01	<i>Double-Sided</i> 40108-X19	<i>26" Deep</i> 11054-X19	<i>Heavy-Duty</i> 11164-X19	<i>16" Deep</i> 11293-X19	<i>19" Deep</i> 11294-X19	<i>Sliding Equipment</i> 11415-X19	<i>Support Brackets</i> 12312-X01	<i>Monitor Shelf</i> 11245-X19	<i>Keyboard Shelf</i> 12665-X19	<i>Keyboard/Mouse Tray</i> 12193-X01	<i>LCD Monitor Shelf</i> 13390-719	<i>Keyboard+Tray</i> 13490-719
<b>Usable Space</b>	17.25"W x 15"D	17.35"W x 9.82"D	17.75"W x 21.75"D	17.75"W x 26"D	7.75"W x 20"D	17.25"W x 16"D	17.25"W x 19"D	16"W x 18"D (Extends 16")	17.25"W x 24"D	17.75"W x 18"D	17.25"W x 8.28"D	19.25"W x 9"D	Includes LCD Monitor	Includes Keyboard & Touchpad
<b>Offset from Rack</b>	12"D (one side)	6"D (one side)	9.37"D (two sides)	11.53"D (two sides)	8.53"D (two sides)	8.09"D (two sides)	9.59"D (two sides)	7.48"D (two sides)	10"D (one sides)	7.47"D (two sides)	8.50"D (one side)	9.59"D (one side)	26"D to 38"D	9"D
<b>Required Mounting Space</b>	3U	2U	3U	4U	4U	2U	2U	4U	2U	2U	1U	2U	2U	1U
<b>Maximum Weight Capacity</b>	50 lb	50 lb	100 lb	150 lb	200 lb	40 lb	40 lb	100 lb	60 lb	110 lb	N/A	N/A	N/A	N/A
<b>UL Listed</b>	YES	NO	YES	YES	YES	NO	NO	NO	NO	NO	NO	NO	NO	NO

2-Post Mounting Options Capability														
Universal Racks	●	●	●	●	●	●	●	●	●	●	●	●	●	●
Standard Racks	●	●	●	●	●	●	●	●	●	●	●	●	●	●
Enhanced Standard Racks	●	●	●	●	●	●	●	●	●	●	●	●	●	●
6"D High Density Racks	●	●			Use 12293-X19	●	●	●	●	●	●	●	●	●
High Density Patching Frame	●	●	●	●	●	●	●	●	●	●	●	●	●	●
Fixed Wall-Mount Equipment Rack	18"D Racks Only	12"D Racks Only												
Heavy-Duty Wall Rack	●	●												
Standard Swing Gate Wall Rack	18"D and 25"D Racks Only	●												
Universal Swing Gate Rack	18"D Racks Only	●												
Wall-Mount Rack with Enclosure	18"D Racks Only	●												
Cube-IT PLUS Wall Cabinet	●	●												

\*Note: (-X) indicated selectable finish: (-1) for Gray, (-2) for White, (-5) for Grained Aluminum and (-7) for Black. Other sizes available. Contact Tech Support at 800-834-4969 for additional options.




CHATSWORTH PRODUCTS, INC.

Optimize.  
Store.  
Secure.




# 19"W 4-Post Shelves



18"D, 24"D and 29"D Fixed Shelf




18"D and 24"D Sliding Shelf



Heavy-Duty Shelf

Extra Heavy-Duty Shelf



Low Profile Shelf

Monitor Shelf and Sliding Keyboard Tray with Mouse Pad



LCD/KVM Monitor Shelf

Keyboard+Tray

### Fixed Shelves

### Sliding Shelves

### Heavy-Duty Shelves

### Low Profile Shelf

### Monitor Shelves

### Monitor and Keyboard

	18"D Fixed 12336-X19	24"D Fixed 12334-X19	29"D Fixed 14070-X19	18"D Sliding 12338-X19	24"D Sliding 12345-X19	32"D Sliding 11914-X19	Heavy Duty 16351-X19	Extra Heavy Duty 12700-X19	Low Profile 12573-X19	Monitor and Keyboard 12495-X19	19" LCD Console 13719-301	Keyboard+Tray 13719-016
Usable Space	17.25"W x 18"D	17.25"W x 24"D	17.25"W x 29"D	17.25"W x 18"D	17.25"W x 24"D	17.25"W x 32"D	17.25"W x 29"D	17.25"W x 26"D	17.5"W x 20"-36"D	17.25"W x 24"D	Includes LCD Panel, Keyboard w/Touchpad	Includes LCD Panel, Keyboard w/Touchpad and 16-port KVM Switch
Adjustable Mounting Depth	13"D to 24"D	17"D to 28"D	24"D to 38"D	14"D to 24"D	18"D to 30"D	28"D to 40"D	Fixed 29"D	20"D to 34"D	20"D to 36"D	17"D to 28"D	29"D to 35"D	25"D to 34"D
Required Mounting Space	1U	1U	1U	2U	2U	2U	1U	2U	1U	2U	1U	1U
Maximum Weight Capacity	200 lb	200 lb	200 lb	140 lb	140 lb	160 lb	200 lb	300 lb	100 lb	200 lb	N/A	N/A
UL Listed	YES	YES	YES	NO	NO	NO	NO	NO	YES	NO	YES	YES

### 4-Post Mounting Options Capability

14" D Cabinets	●											
22" D Cabinets	●			●					●			
24" D Cabinets	●	●		●	●				●	●		
30" D Cabinets			●		●	●			●	●	●	●
36" D Cabinets			●		●	●			●		●	●
39" D Cabinets					●	●					●	●
QuadraRack Server Frame			●		●	●	●	●	●	●	●	●
QuadraRack 4-Post Frame			●		●	●	●	●	●	●	●	●
Adjustable Rail QuadraRack			●		●	●	●	●	●	●	●	●
Adjustable Rail ServerRack			●		●	●	●	●	●	●	●	●
Wall-Mount Rack with Enclosure												
Cube-iT PLUS Wall Cabinet												

\*Note: (-X) indicated selectable finish: (-1) for Gray, (-2) for White, (-5) for Grained Aluminum and (-7) for Black. Other sizes available. Contact Tech Support at 800-834-4969 for additional options.