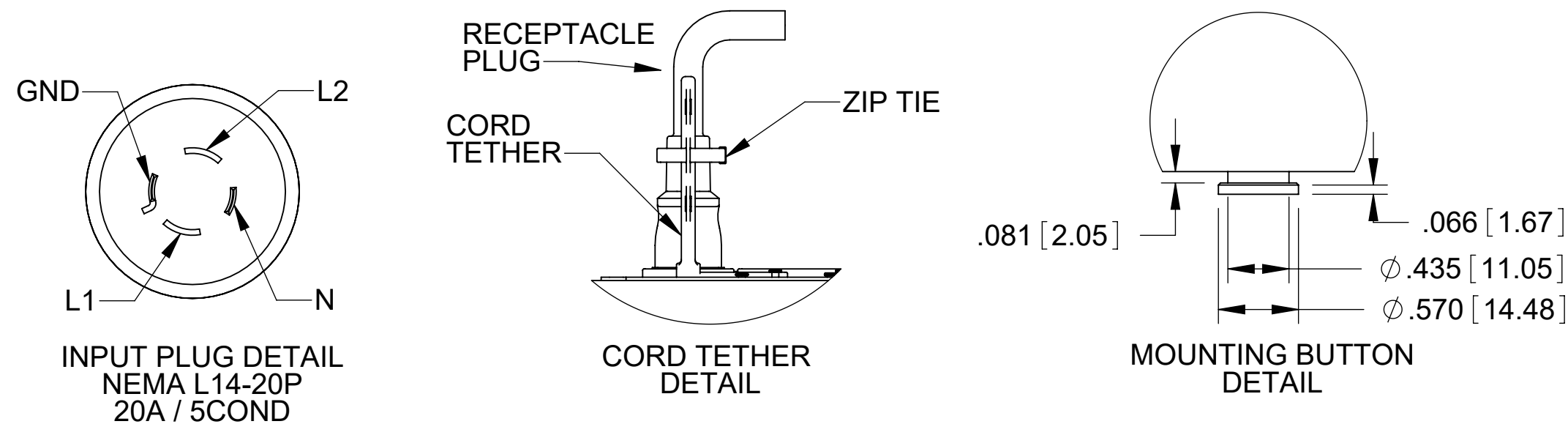
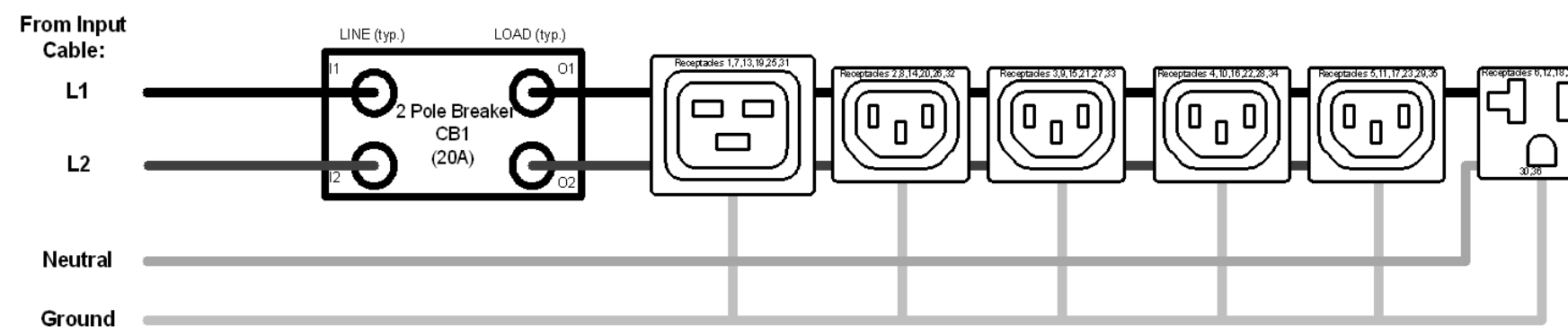


Technical Specs:	
Input Ratings	
Nominal Voltage (VAC)	120/208VAC, Single Phase, 50/60 Hz
Input Plug / Cord	NEMA L14-20, 10 ft (3m)
Current Rating	20A derated to 16A (NA)
Power Rating (kW)	3.3
Output Ratings	
Nominal Voltage (VAC)	120/208VAC, 50/60 Hz
Current Rating	16A per Phase
Outlet Rating	C13: 12A max, C19: 16A max, 5-20R: 16A max
Max Current per Breaker	16A Max
Outlet Combination	
Load Segment	CB1: (24) C13, (6) C19, (6) 5-20R
PDU Total	(24) C13, (6) C19, (6) 5-20R
Branch Circuit Protection	(1) 2-pole 20A UL489 Breakers
Surge Suppression	None
Features:	
Cord Retention	Tethers included (see detail)
Mounting System	Multiple tool-less mounting button locations, A and B (see detail)
Dimensions & Weights:	
Width (In[mm])	2.2 [55]
Height (In[mm])	70.5 [1791]
Depth (In[mm])	2.2 [55]
Weight (lbs[kg])	18 [8.2]
Regulatory Information:	
UL & cUL Listed, IEC 60950-1, CSA C22.2, CE, NOM, RoHS, FCC Part 15 Class A, EN 55022	
Environmental Conditions:	
Operating Temperature	32 - 149F (0 - 65C)
Operating Rel Humidity	5 - 95%
Operating Elevation	0-10000 ft (0-3000 m)
Storage Temperature	-13 - 149F (-25 - 65C)
Storage Rel Humidity	5 - 95%
Storage Elevation	0-50000ft (0-15000 m)
Hardware Included:	
Cord retention tethers (2) tool less mounting buttons (1) ground kit cable	



SIMPLIFIED WIRING SCHEMATIC



- Notes:
- 1 All Dimension are in inches [millimeters] unless otherwise specified
 - 2 Installation must conform with all related national and local codes
 - 3 All Bracket kits are sold separately. Toolless mounting buttons are included for installation in CPI cabinets.
 - 4 For more information, please contact Tech Support at techsupport@chatsworth.com

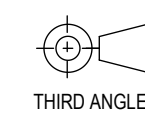
©2017 Chatsworth Products, Inc. All rights reserved.

All products quoted are subject to availability based on manufacturing capacity and shipping dates should be considered estimates only.

While every effort has been made to ensure the accuracy of all information, CPI does not accept liability for any errors or omissions and reserves the right to change information and descriptions of listed services and products.



eConnect Vertical (0U) PDU, Basic, L14-20 Plug, Single Phase, 120/208V Input, 20A, (24) C13 (6) C19 (6) 5-20R Outlets, 120/208V Output



P1-1J0K4

SHEET 1 OF 1

ISS 1