

Technical Specs:	
Input Ratings	
Nominal Voltage (VAC)	208VAC, Three Phase, 50/60 Hz
Input Plug / Cord	IEC 60A 3P+E (460P9W), 10 ft (3m)
Current Rating	60A derated to 48A (NA)
Power Rating (kW)	17.2
Output Ratings	
Nominal Voltage (VAC)	208VAC, 50/60 Hz
Current Rating	48A per Phase
Outlet Rating	C13: 12A max, C19: 16A max
Max Current per Breaker	16A Max (Unbalanced)/ 13.8A (Balanced)
Outlet Combination	
Load Segment	CB1,CB2,CB3,CB4,CB5,CB6: (2) C-13 (3) C19
PDU Total	(12) C13 (18) C19
Branch Circuit Protection	(6) 2-pole 20A UL489 Breakers
Surge Suppression	None

Features:	
Local Display	(1) LCD Display - Input & Branch Monitoring, IP Setup, Alarms
Branch Monitoring	Current, Voltage, Power, PF per Circuit
Monitoring Accuracy	+/- 1% True RMS
Ethernet Port	10/100/1000 Mbps RJ-45
Remote Monitoring	IP v4/v6, SNMP v1/v2/v3, Serial
IP Consolidation	Link up to 32 PDUs under a single IP address
USB Ports (2)	Update firmware
Control Interface	Built-in Web Browser, HTTP, SNMP, Serial RS-232
Sensor Interface	(2) Temperature and Humidity Sensors
Auxiliary Ports (2)	Front and Rear Electric Door Lock
Cord Retention	Tethers included (see detail)
Mounting System	Multiple tool-less mounting button locations, A and B (see detail)

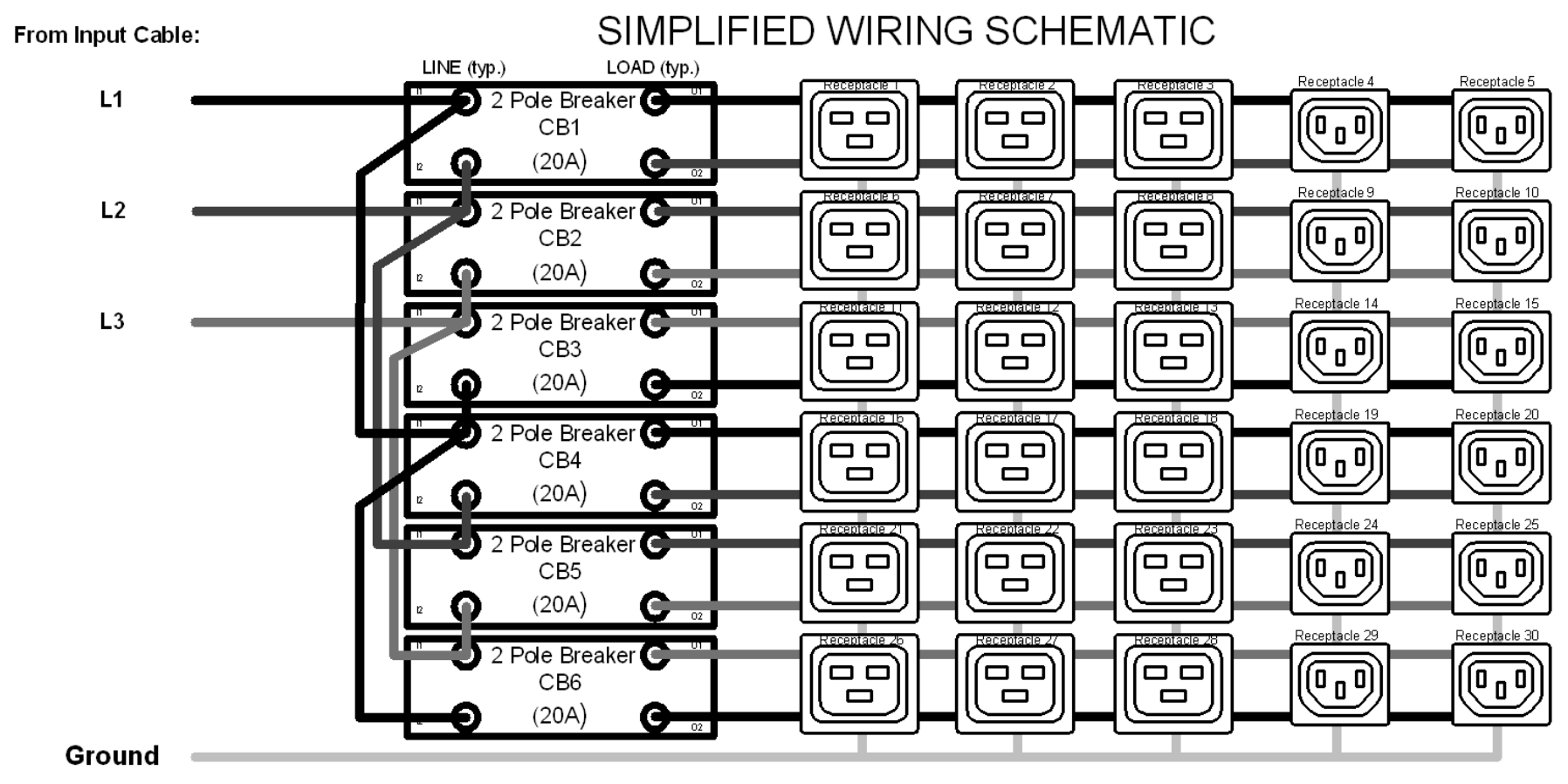
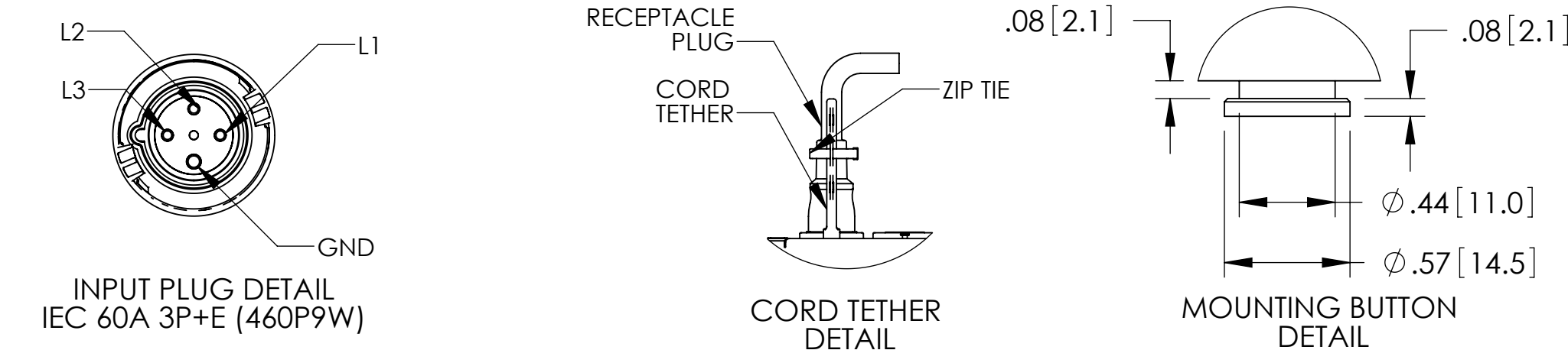
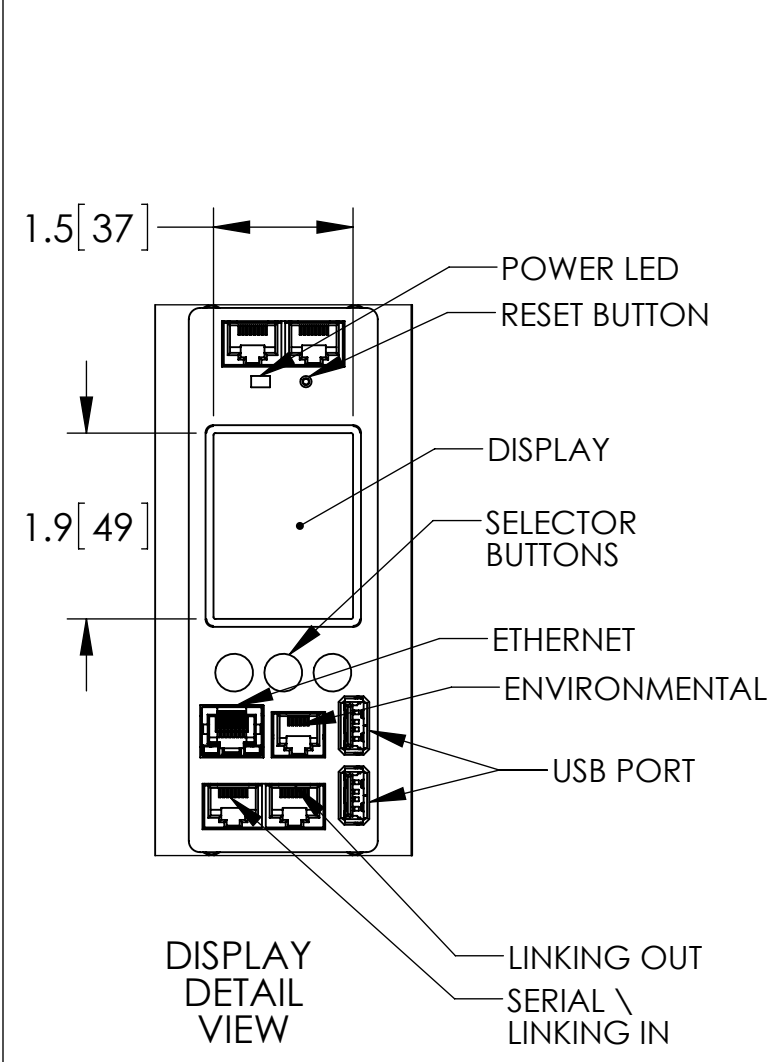
Dimensions & Weights:	
Width (in[mm])	2.68 [68.0]
Height (in[mm])	75.11 [1907.8]
Depth (in[mm])	2.11 [53.6]
Weight (lbs[kg])	22 [10]

Regulatory Information:	
UL & cUL Listed, IEC 60950-1, CSA C22.2, CE, RoHS, FCC Part 15 Class A, EN 55022	

Environmental Conditions:	
Operating Temperature	32-149F(0-65C)@ Input Pwr Rating (kW)
Operating Rel Humidity	5 - 95%
Operating Elevation	0-10000 ft (0-3000 m)
Storage Temperature	-13 - 149F (-25 - 65C)
Storage Rel Humidity	5 - 95%
Storage Elevation	0-5000ft (0-15000 m)

Hardware Included:	
(2) tool less mounting buttons (1) ground kit cable	

Optional Accessories:	
(1) Temp/Hum Sensor - P/N 17761-001 (2) Temp/Hum Sensors - P/N 17761-003	



- Notes:
- All Dimension are in inches [millimeters] unless otherwise specified.
 - Installation must conform with all related national and local codes.
 - All Bracket kits are sold separately. Toolless mounting buttons are included for installation in CPI cabinets.
 - For more information, please contact Tech Support at techsupport@chatsworth.com.

©2017 Chatsworth Products, Inc. All rights reserved.

All products quoted are subject to availability based on manufacturing capacity and shipping dates should be considered estimates only.

While every effort has been made to ensure the accuracy of all information, CPI does not accept liability for any errors or omissions and reserves the right to change information and descriptions of listed services and products.



eConnect Vertical (0U) PDU, Monitored, IEC 60A 3P+E (460P9W), 10 ft (3m), 208VAC, Three Phase, 50/60 Hz Input, 48A per Phase, (12) C13 (18) C19 Outlets, 208VAC, 50/60 Hz Output

THIRD ANGLE	P3-3V0V3	ISS
	SHEET 1 OF 1	A