

Product Cut Sheet

Z4-SERIES SEISMICFRAME® CABINET SYSTEM SERVICE PARTS

Service Parts

This document lists service parts for the Z4 SeismicFrame Cabinet System. Service parts include mounting rails, top panel, side panels, doors and door lock kits and are used as replacement parts.

To identify the correct size component, locate the product part number on the label on the bottom center of the frame, or take overall measurements of the frame. Please contact CPI Technical Support at 800-834-4969 or techsupport@chatsworth.com for assistance.

Z4-Series SeismicFrame Front Door and Lock Kits

Perforated design provides security and airflow for rack-mount equipment in the cabinet.

Key Features:

- 78% open in perforated area for excellent airflow
- Universal mounting location allows use on the front or rear of the cabinet frame
- Can be attached to the cabinet to swing open to the left or right
- Opens 135° when cabinets are bayed or stand alone
- Hinge pins allow quick and easy tool-less removal of the door for unrestricted maintenance access
- Integrated grounding tabs electrically bond the doors to the cabinet frame with included jumper wires
- Choice of lock kit with swing handle, keyed or combination/keyed lock and single-point latch for security (ordered separately)

Specifications:

- Includes: door, hinges, ground wire, installation hardware (order lock kit separately, see tables)
- Material: Steel
- Finish: Black or Glacier White

Ordering:

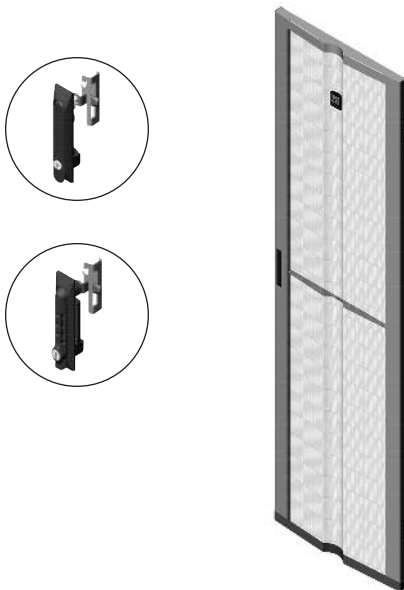
- Select part number to match the width, usable height and color of the cabinet
- Select the door lock kit separately; there are two styles of lock to choose from:
 - Keyed lock
 - Combination and keyed lock has three 10-digit dials (1000 possible combinations) on the handle and a master key

Z4-Series SeismicFrame Single Perforated Front Door			
Part Number - Cabinet Width		Description Height (U)	Shipping Weight lb (kg)
23.6"W 600 mm	31.5"W 800 mm		
14490-X00	14490-X02	40	28 (12.7)
14490-X01	14490-X03	43	27 (12.2)

X=Color; C=Black, E=Glacier White. Shipping Weights are for 800 mm doors.

Lock Kits for Z4-Series SeismicFrame Single Perforated Front Door				
Part Number - Cabinet Width		Latch Type	Description Height (U)	Shipping Weight lb (kg)
Keyed	Combination and Keyed			
14493-C00	14493-C01	Single-Point	All	2 (0.9)

Color is Black. Lock Kit includes swing handle, mounting plate, latch, keys and installation hardware.



800-834-4969 in U.S. & Canada • www.chatsworth.com



CHATSWORTH PRODUCTS

+1-800-834-4969

techsupport@chatsworth.com
www.chatsworth.com

Product Cut Sheet

Z4-SERIES SEISMICFRAME® CABINET SYSTEM SERVICE PARTS

Z4-Series SeismicFrame Rear Double Door and Lock Kits

Vertically split design uses minimal aisle space when opened and provides security and airflow for rack-mount equipment in the cabinet when closed.

Key Features:

- Low profile, flat, double perforated metal door
- 78% open in perforated area for excellent airflow
- Universal mounting location allows use on the front or rear of the cabinet frame
- Double door design uses less aisle space when opened
- Opens 180° when cabinets are bayed or stand alone
- Hinge pins allow quick and easy tool-less removal of the door for unrestricted maintenance access
- Integrated grounding tabs to electrically bond the doors to the cabinet frame with included jumper wires
- Choice of lock kit with swing handle, keyed or combination/keyed lock and single-point latch for security (ordered separately)

Specifications:

- Includes: door, hinges, ground wire, installation hardware (order lock kit separately, see tables)
- Material: Steel
- Finish: Black or Glacier White

Ordering:

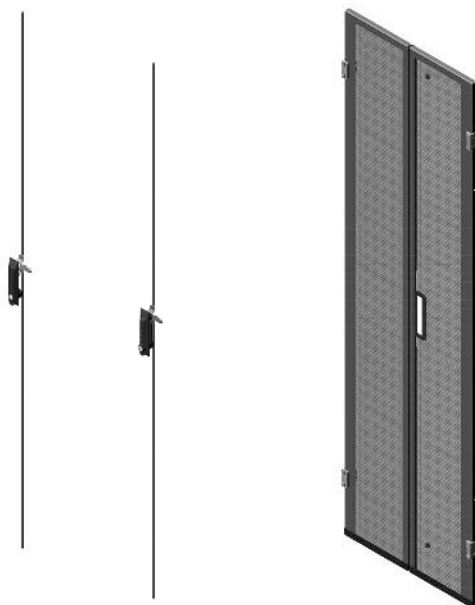
- Select part number to match the width, usable height and color of the cabinet
- Select the door lock kit separately; there are two styles of lock to choose from:
 - Keyed lock
 - Combination and keyed lock has three 10-digit dials (1000 possible combinations) on the handle and a master key

Z4-Series SeismicFrame Double Rear Door				
Part Number - Cabinet Width		Description Height (U)	Shipping Weight lb (kg)	
23.6"W 600 mm	31.5"W 800 mm			
14450-X00	14450-X02	40	33 (15.0)	
14450-X01	14450-X03	43	32 (14.5)	

X=Color; C=Black, E=Glacier White. Shipping Weights are for 800 mm doors.

Lock Kits for Z4-Series SeismicFrame Double Rear Door					
Part Number - Cabinet Width		Latch Type	Description Height (U)	Shipping Weight lb (kg)	
Keyed	Combination and Keyed				
14454-C00	14455-C00	Two-Point	40	4 (1.8)	
14454-C01	14455-C01	Two-Point	43	4 (1.8)	

Color is Black. Lock Kit includes swing handle, mounting plate, latch, keys and installation hardware.



800-834-4969 in U.S. & Canada • www.chatsworth.com



CHATSWORTH PRODUCTS

+1-800-834-4969

techsupport@chatsworth.com
www.chatsworth.com

Product Cut Sheet

Z4-SERIES SEISMICFRAME® CABINET SYSTEM SERVICE PARTS

Z4-Series SeismicFrame Top Panel

Solid single-piece top panel with large grommet sealed cable openings in each corner contains airflow within the cabinet, while allowing cables to enter/exit the top panel.

Key Features:

- Solid top panel with grommet sealed openings
- One-piece design for easy installation or removal
- Four cable openings, one per corner, are 4.5"W x 9"D (114 mm x 228 mm) without cover, sized for large power plugs
- Includes four plastic, snap on grommets that seal cable openings and can be cut to pass cables
- Integrated grounding, installation hardware electrically bonds the top panel to the cabinet frame

Specifications:


- Includes: top panel with grommets, installation hardware
- Material: Steel top panel, plastic grommets
- Finish: Black or Glacier White; grommets are Black

Ordering:

- Select part number to match the width, depth and color of the cabinet

Z4-Series SeismicFrame Top Panel			
Part Number - Cabinet Width		Description Frame Depth in (mm)	Shipping Weight lb (kg)
23.6"W 600 mm	31.5"W 800 mm		
14420-X00	14420-X02	41.3 (1050)	21 (9.5)
14420-X01	14420-X03	47.2 (1200)	24 (10.9)

X=color; C=Black, E=Glacier White. Shipping Weights are for 800 mm tops.



800-834-4969 in U.S. & Canada • www.chatsworth.com



CHATSWORTH PRODUCTS

+1-800-834-4969

techsupport@chatsworth.com
www.chatsworth.com

Product Cut Sheet

Z4-SERIES SEISMICFRAME® CABINET SYSTEM SERVICE PARTS

Z4-Series SeismicFrame Side Panel

Solid side panels protect equipment, and contain airflow within the cabinet.

Key Features:

- Two-piece design with separate top and bottom panels for easier handling
- Secures to cabinet with screws and a keyed lock
- Integrated grounding tabs electrically bond the side panels to the cabinet frame with included jumper wires

Specifications:


- Includes: One side panel (top and bottom half), ground wires, key, installation hardware
- Material: Steel panel
- Finish: Black or Glacier White

Ordering:

- Select part number to match the width, depth and color of the cabinet

Z4-Series SeismicFrame Side Panel			
Part Number - Cabinet Height (U)		Description Frame Depth in (mm)	Shipping Weight lb (kg)
40U	43U		
14430-X00	14430-X02	41.3 (1050)	36 (16.3)
14430-X01	14430-X03	47.2 (1200)	42 (19.1)

X=color; C=Black, E=Glacier White. Shipping Weights are for 43U panels.



800-834-4969 in U.S. & Canada • www.chatsworth.com



CHATSWORTH PRODUCTS

+1-800-834-4969

techsupport@chatsworth.com
www.chatsworth.com

Product Cut Sheet

Z4-SERIES SEISMICFRAME® CABINET SYSTEM SERVICE PARTS

Z4-Series SeismicFrame Equipment Rail Assembly

One pair of equipment mounting rails used to support 19" EIA rack-mount equipment inside the cabinet.

Key Features:

- Provides support for 19" EIA-310-E compliant rack-mount equipment
- Rack-mount spaces (U) are marked and numbered on the rails to easily locate equipment
- Square-punched equipment mounting holes for snap-in cage nuts allow mounting hardware to change to match equipment requirements; includes (25) M6 cage nuts and screws; order additional mounting hardware separately
- Rails slide front-to-rear within the cabinet, adjusts position to match the depth of equipment
- Easy adjustment, loosen six bolts to slide rails along supports; supports are marked with a scale for quick positioning and alignment
- Solid profile helps block unwanted airflow around equipment; accessory Air Dam can be added to completely block airflow around rails
- Wider rails have four 5.5"H x 2.0"W (140 mm x 51 mm) cable pass-through openings to support front-to-rear cabling; an accessory snap-in grommet kit is also available to seal the openings
- Attachment points along the sides of the rails support thermal management accessories
- Integrated grounding, installation hardware electrically bonds the rails to the cabinet frame

Specifications:

- Includes: One pair of mounting rails, installation hardware, (25) M6 cage nuts and screws
- Material: Steel panel
- Finish: Black or Glacier White

Ordering:

- Select part number to match the width, usable height and color of the cabinet
- Order additional equipment mounting hardware (cage nuts) and rail grommet kits separately

Z4-Series SeismicFrame Front Equipment Rail Assembly			
Part Number - Cabinet Width		Description Height (U)	Shipping Weight lb (kg)
23.6"W 600 mm	31.5"W 800 mm		
14460-X00	14470-X00	40	62 (28.1)
14460-X01	14470-X01	43	65 (29.5)

X=Color; C=Black, E=Glacier White. Shipping Weights are for 800mm wide rails.

Z4-Series SeismicFrame Rear Equipment Rail Assembly			
Part Number - Cabinet Width		Description Height (U)	Shipping Weight lb (kg)
23.6"W 600 mm	31.5"W 800 mm		
14461-X00	14471-X00	40	45 (20.4)
14461-X01	14471-X01	43	48 (21.8)


X=Color; C=Black, E=Glacier White. Shipping Weights are for 800mm wide rails.

Equipment Mounting Hardware		
Part Number	Description	Shipping Weight lb (kg)
12637-001	M6 Cage Nuts and Screws, 25 Pack	1 (0.5)
12638-001	#10-32, Cage Nuts and Screws, 25 Pack	1 (0.5)
12639-001	#12-24, Cage Nuts and Screws, 25 Pack	1 (0.5)

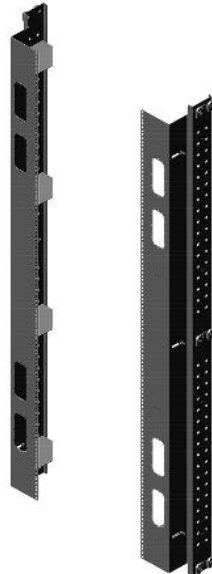
Note: Each Equipment Rail Assembly includes (25) M6 Cage Nuts and Screws.

Equipment Rail Grommet Kit		
Part Number	Description	Shipping Weight lb (kg)
39133-001	Equipment Rail Grommet Kit, 8 Pack	2 (0.9)

Color is Black. Use with 31.5"W (800 mm) rails.



14460-X00



14470-X00



14461-X00



14471-X00

800-834-4969 in U.S. & Canada • www.chatsworth.com



CHATSWORTH PRODUCTS

+1-800-834-4969

techsupport@chatsworth.com
www.chatsworth.com

Product Cut Sheet

Z4-SERIES SEISMICFRAME® CABINET SYSTEM SERVICE PARTS

Z4-Series SeismicFrame Caster and Leveler Kit

Replacement transport casters and leveling feet for the Z4-SeismicFrame Cabinet System.

Key Features:

- Set of four non-locking, transport casters and four leveler feet for the cabinet
- Allows the cabinet to be more easily moved into position prior to installation
- Use casters to move an empty cabinet into position
- Use leveler feet to elevate the cabinet while removing the casters
- Casters include mounting brackets that allow quick and easy attachment and removal from the bottom of the cabinet (inside corners)
- Leveler feet elevate the cabinet high enough to remove casters and lower the cabinet to the floor; recessing into the frame so the cabinet can attach directly to the floor

Specifications:

- Includes: four casters and mounting brackets, four leveler feet, installation hardware
- Material: Steel brackets, plastic rollers
- Finish: Mounting brackets are Black; casters and hardware are Zinc

Z4 SeismicFrame Caster and Leveler Kit		
Part Number	Description	Shipping Weight lb (kg)
14425-C01	Caster and Leveler Kit	12 (5.4)

Color is black and zinc. Casters must be removed prior to cabinet installation.



Z4-Series SeismicFrame Baying Assembly Kit

Attaches two Z4-SeismicFrame Cabinets side-by-side to create a multi-cabinet bay.

Key Features:

- Set of two brackets used to secure two cabinets that are the same height and depth side-by-side
- Two sets of holes allow brackets to bay cabinets directly side-by-side or with a .4" (10 mm) gap to center two 23.6"W (600 mm) cabinets over 24" (610 mm) floor tiles
- Easy installation without removing doors

Specifications:

- Includes: Two brackets, installation hardware
- Material: Steel
- Finish: Black

Z4 SeismicFrame Baying Assembly Kit		
Part Number	Description	Shipping Weight lb (kg)
14475-001	Baying Assembly Kit	2 (0.9)

Color is Black and Zinc.



800-834-4969 in U.S. & Canada • www.chatsworth.com



CHATSWORTH PRODUCTS

While every effort has been made to ensure the accuracy of all information, CPI does not accept liability for any errors or omissions and reserves the right to change information and descriptions of listed services and products.

©2015 Chatsworth Products, Inc. All rights reserved. Chatsworth Products, CPI, CPI Passive Cooling, eConnect, MegaFrame, Saf-T-Grip, Seismic Frame, SlimFrame, TeraFrame, GlobalFrame, Cube-IT Plus, Evolution, OnTrac, QuadraRack and Velocity are federally registered trademarks of Chatsworth Products. Simply Efficient is a trademark of Chatsworth Products. All other trademarks belong to their respective companies.

04/15