




CHATSWORTH
PRODUCTS

Adjustable Rail QuadraRack® and ServerRack

The Adjustable Rail QuadraRack® with EIA standard threaded equipment mounting holes supports large modular network or voice switches, routers and other network equipment in communications equipment rooms

The Adjustable Rail ServerRack with EIA standard square-punched equipment mounting holes supports rack-mount server and data storage equipment in data centers or computer equipment rooms. and data storage equipment.



Top-Mount
Waterfall Tray



Rear Mounting
Rails



Bonding and
Grounding

KEY FEATURES

- The rear mounting rails adjust in depth front-to-rear to match equipment mounting requirements
- Rack-mount unit spaces (U) are marked and numbered on the front mounting rails; flip the mounting rails to change numbering bottom-to-top or top-to-bottom
- Includes a Top-Mount Cable Waterfall Tray to manage cables
- Rack components are bonded together during assembly
- Stability and strength of a welded steel enclosure in an open mounting system
- Open design for unrestricted airflow and easy access to equipment and cabling
- Self-squaring assembly with welded front and rear frames reduces assembly time
- EIA-310-D compliant mounting rails support 19" wide rack-mount equipment
- Choose square-punched mounting holes for server equipment or threaded mounting holes for network equipment
- Includes a Two Mounting Hole Ground Terminal Block for easy attachment to the telecommunication ground
- Bay together easily to create multi-rack configurations
- Use with any CPI cabling section
- Support large equipment on heavy-duty four-post shelves or on side-mounted equipment support rails
- Side panels are available to cover the ends of the rack and/or cable managers
- Ships flat on a pallet
- UL Listed; File E227626; Category NWIN (US), NWIN7 (Canada) - Information Technology and Communications Equipment Cabinet, Enclosure and Rack

SPECIFICATIONS

| | |
|-------------------|---|
| Description | <ul style="list-style-type: none"> • Four-post frame with threaded or square-punched mounting rails used to support 19" wide rack-mount network, computer server and data storage equipment and shelves • For indoor use only, in environmentally controlled areas; may not be used outdoors, in industrial or harsh environments or in plenum spaces |
| Includes | <ul style="list-style-type: none"> • (2) Mounting frames, (4) horizontal braces, (2) front mounting rails, (2) rear mounting rails & (1) top-mount cable tray • Assembly hardware • (1) Two Mounting Hole Ground Terminal Block and Antioxidant Joint Compound • Adjustable Rail QuadraRack includes (50) #12-24 screws • Adjustable Rail ServerRack includes (50) #12-24 cage nuts and screws • Order installation hardware separately (P/N 40604-001 or 40604-003 for concrete floors) |
| Equipment Support | <ul style="list-style-type: none"> • Front equipment mounting rails can be mounted flush to the front of the rack or recessed 2.95" (75 mm) • Rear equipment mounting rails attach at .98" (25 mm) increments and are adjustable front-to-rear from 15" (380 mm) to "Max Rail Depth" in the order table • 19" wide, EIA-310-D compliant hole pattern, 1-3/4" high (44.45 mm) U, Universal hole pattern with 5/8" - 5/8"-1/2" (15.9 mm - 15.9 mm - 12.7 mm) vertical hole spacing • Adjustable Rail QuadraRack has threaded #12-24 equipment mounting holes • Adjustable Rail ServerRack has square-punched .375" (9.53 mm) equipment mounting holes • Rack-Mount (U) spaces are marked and numbered on the front mounting rails; rails can be mounted with numbers beginning at the top or bottom of the rack |
| Load Capacity | 2,204 lb (1000 kg) of equipment, evenly distributed over all four corners |
| Certifications | <ul style="list-style-type: none"> • 19"W, EIA-310-D compliant • UL Listed; File E227626; Category NWIN (US), NWIN7 (Canada) - Information Technology and Communications Equipment Cabinet, Enclosure and Rack |

Availability: US, Canada, Latin America, Europe, Middle East & Africa

United States & Canada
Simi Valley, CA
800-834-4969
Toronto, Ontario, Canada
+905-850-7770
chatsworth.com
techsupport@chatsworth.com

Latin America
Mexico City, Mexico
+52-55-5203-7525
Toll Free within Mexico
800-201-7592
chatsworth.com.co

Europe
Buckinghamshire
England, UK
+44-1628-524-834

Middle East & Africa
Dubai, UAE
+971-4-2602125
Doha, Qatar
+974-4-267422

Asia Pacific
Jing'an District,
Shanghai, China
+86 21 6880-0266
chatsworth.com.cn

SPECIFICATIONS

| | |
|------------------------|---|
| Grounding and Bonding: | <ul style="list-style-type: none"> • Rack components are bonded together during assembly in accordance with industry standards • (2) ground connections (two pairs of M6 studs on 5/8" centers) are located at the front and rear of the rack on the bottom center of the frame • Includes (1) Two Mounting Hole Ground Terminal Block with Antioxidant Joint Compound |
| Materials | <ul style="list-style-type: none"> • Steel; - Welded front and rear frames, bolted assembly - Shipped unassembled, flat on a pallet |
| Finish | <ul style="list-style-type: none"> • Epoxy-polyester hybrid powder coat paint available in black, gray or glacierwhite |

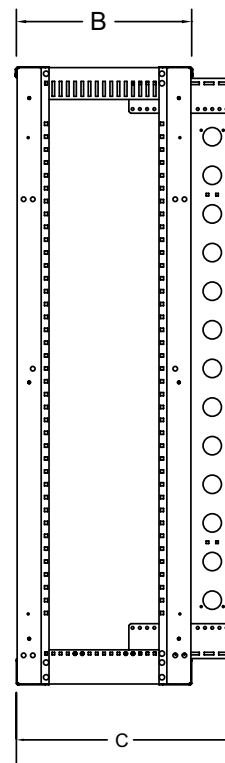
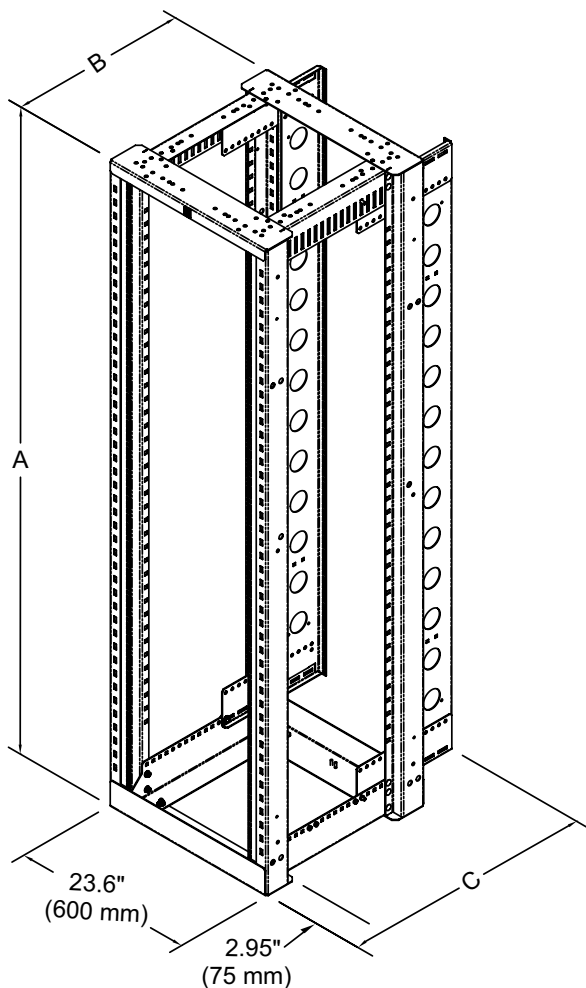
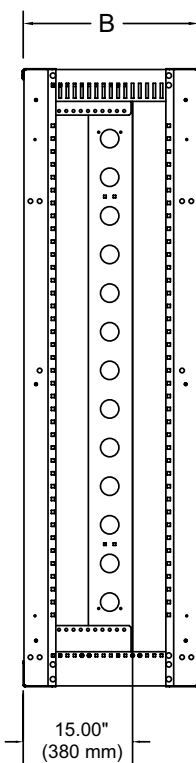
The Adjustable Rail QuadraRack® (ARQR) and the Adjustable Rail ServerRack (ARSR) provide a sturdy, feature rich solution for supporting rack-mount network, computer server and data storage equipment in data centers, computer equipment rooms and other IT facilities. Both racks offer the strength and stability of an enclosure in an open four-post mounting system that provides easy access to equipment and cabling.

The front and rear frames are welded to speed assembly and increase strength. Four brackets connect the front and rear corners of the frames. Front mounting rails attach to the front frame in a fixed position and align with the front of the rack or can be reversed for recessed mounting to maximize side-to-side airflow through network switches. Rear mounting rails can be adjusted in depth even after the rack has been bolted to the floor and can be extended beyond the rear of the frame by 6" (150 mm). A second set of holes along the sides of the frame lets you add optional side-mounted equipment support rails that are independent of the mounting rails and use no Rack-Mount unit (U) space. The bottom of the rack is punched for easy floor attachment. Each rack will support up to 2,204 lb (1000 kg) of equipment.

The Adjustable Rail ServerRack has square-punched mounting rails that let you change mounting hardware (cage nuts) to match specific computer server and data storage equipment mounting requirements. The Adjustable Rail QuadraRack has threaded mounting holes that speed installation of patch panels, fiber enclosures and network switches. Each U is marked and numbered on the front pair of mounting rails making it easy to locate and position equipment. The front pair of mounting rails may be mounted to allow U numbering to start at the top or bottom of the rack.

Each rack is available in three heights and two depths and includes a Top-Mount Cable Waterfall Tray with adjustable radius drops to allow easy side-to-side routing for patch cords. Use with any CPI cabling section (vertical cable manager) or Cable Guide Kits to organize cables along the sides of the rack. Attach CPI Cable Runway to the top of the rack with J-Bolts, a Cable Runway Elevation Kit or a Cable Runway Mounting Bracket to support overhead premise cables. A side panel option is also available and can be mounted to CPI's vertical cable management products.

DIMENSIONS

SIDE VIEW
MAX. RAIL DEPTHSIDE VIEW
MIN. RAIL DEPTH

ORDERING INFORMATION

| Adjustable Rail QuadraRack® | | | | | | |
|-----------------------------|-----------------|-----|-----------------------|----------------|---------------------|-------------------------|
| Part Number | Rail Style | U | Description - in (mm) | | | Shipping Weight lb (kg) |
| | | | Rack Height (A) | Rack Depth (B) | Max. Rail Depth (C) | |
| 15251-X01 | #12-24 Threaded | 38U | 72 (1800) | 23.62 (600) | 29.52 (750) | 166 (75.3) |
| 15251-X03 | #12-24 Threaded | 45U | 84 (2100) | 23.62 (600) | 29.52 (750) | 185 (83.9) |
| 15251-X15 | #12-24 Threaded | 51U | 96 (2400) | 23.62 (600) | 29.52 (750) | 206 (93.4) |
| 15252-X01 | #12-24 Threaded | 38U | 72 (1800) | 35.43 (900) | 41.33 (1050) | 175 (79.4) |
| 15252-X03 | #12-24 Threaded | 45U | 84 (2100) | 35.43 (900) | 41.33 (1050) | 193 (87.5) |
| 15252-X15 | #12-24 Threaded | 51U | 96 (2400) | 35.43 (900) | 41.33 (1050) | 215 (97.5) |

| Adjustable Rail ServerRack | | | | | | |
|----------------------------|----------------|-----|-----------------------|----------------|---------------------|-------------------------|
| Part Number | Rail Style | U | Description - in (mm) | | | Shipping Weight lb (kg) |
| | | | Rack Height (A) | Rack Depth (B) | Max. Rail Depth (C) | |
| 15253-X01 | Square-Punched | 38U | 72 (1800) | 23.62 (600) | 29.52 (750) | 166 (75.3) |
| 15253-X03 | Square-Punched | 45U | 84 (2100) | 23.62 (600) | 29.52 (750) | 185 (83.9) |
| 15253-X15 | Square-Punched | 51U | 96 (2400) | 23.62 (600) | 29.52 (750) | 206 (93.4) |
| 15254-X01 | Square-Punched | 38U | 72 (1800) | 35.43 (900) | 41.33 (1050) | 175 (79.4) |
| 15254-X03 | Square-Punched | 45U | 84 (2100) | 35.43 (900) | 41.33 (1050) | 193 (87.5) |
| 15254-X15 | Square-Punched | 51U | 96 (2400) | 35.43 (900) | 41.33 (1050) | 215 (97.5) |

X=Color; 1=Gray, 7=Black, E=Glacier White. Rails are 19"EIA. Minimum Rail Depth is 15.00" (380 mm).

ACCESSORIES:

**Equipment Support Rail**

Provides additional support for heavy rack-mount equipment.

- Attaches to the side of the Adjustable Rail QuadraRack or ServerRack
- Provides a .98"W (25 mm) front-to-rear support surface for equipment
- Does not interfere with U space
- Supports 200 lb (90.7 kg) of equipment
- Includes assembly and installation hardware
- Available in gray, white or black

| Part Number | Description | Shipping Weight lb (kg) |
|-------------|----------------------------|-------------------------|
| 15285-X01 | For 23.62"D (600 mm) Racks | 7 (3.2) |
| 15285-X02 | For 35.43"D (900 mm) Racks | 11 (5.0) |

X=Color; 1=Gray, 7=Black, E=Glacier White.

Do not use with Dual Vertical Power Strip Manager (34595-COX).


**Top-Mount Cable Waterfall Tray**

Use at the top of the Adjustable Rail QuadraRack and Adjustable Rail ServerRack to guide patch cords side-to-side or rack-to-rack.

- One Top-Mount Cable Waterfall Tray included with each rack; a second can be added to the rear of the rack
- 6"W x 5.2"D (152 mm x 132 mm) with adjustable radius bends that align with the vertical cable manager
- Made of steel
- Available in gray, white or black

| Part Number | Description | Shipping Weight lb (kg) |
|-------------|--------------------------------|-------------------------|
| 15275-X01 | Top-Mount Cable Waterfall Tray | 14 (6.4) |

X=Color; 1=Gray, 7=Black, E=Glacier White.



ACCESSORIES



Universal Horizontal Cable Manager
19" EIA rack-mount cable manager available in 1U, 2U and 3U, single- and double-sided versions. Use above and below patch panels to guide cables to network ports.

| Part Number | Description | Shipping Weight lb (kg) |
|-------------|--------------------------------------|-------------------------|
| 30139-X19 | Single-Sided, 1U, 4.96"D (126.0 mm) | 2 (0.9) |
| 30130-X19 | Single-Sided, 2U, 5.14"D (130.6 mm) | 3 (1.4) |
| 30131-X19 | Single-Sided, 3U, 5.14"D (130.6 mm) | 4 (1.8) |
| 30529-X19 | Double-Sided, 1U, 11.73"D (297.9 mm) | 5 (2.3) |
| 30530-X19 | Double-Sided, 2U, 11.73"D (297.9 mm) | 6 (2.7) |
| 30531-X19 | Double-Sided, 3U, 11.73"D (297.9 mm) | 6 (2.7) |

X=Color; 1=Gray, 7=Black, E=Glacier White.



Adjustable Depth Shelf
Support heavy peripheral equipment in the Adjustable Rail QuadraRack or ServerRack.
• 19"W x 1U shelf with adjustable depth rear mounting brackets
• Supports 200 lb (90.7 kg) of equipment
• Solid or vented support surface; 17.68"W (449.1 mm)
• Made of steel
• Includes assembly hardware
• Available in gray, white or black

| Part Number | Solid Shelf | | Shipping Weight lb (kg) |
|-------------|---------------|----------------------------|-------------------------|
| | Shelf Depth | Min./Max. Rail Depth | |
| 15245-X01 | 13.84 (351.5) | 15.75 (400) - 21.65 (550) | 10 (4.5) |
| 15245-X02 | 20.73 (526.5) | 22.64 (575) - 28.54 (725) | 12 (5.4) |
| 15245-X03 | 27.62 (701.6) | 29.53 (750) - 35.43 (900) | 15 (6.8) |
| 15245-X04 | 34.51 (876.6) | 36.42 (925) - 42.32 (1075) | 18 (8.2) |
| Solid Shelf | | | |
| 15255-X01 | 13.84 (351.5) | 15.75 (400) - 21.65 (550) | 10 (4.5) |
| 15255-X01 | 13.84 (351.5) | 22.64 (575) - 28.54 (725) | 12 (5.4) |
| 15255-X01 | 13.84 (351.5) | 29.53 (750) - 35.43 (900) | 15 (6.8) |
| 15255-X01 | 13.84 (351.5) | 36.42 (925) - 42.32 (1075) | 18 (8.2) |

X=Color; 1=Gray, 7=Black, E=Glacier White.



Equipment Mounting Hardware
Additional equipment mounting hardware. Use screws with the Adjustable Rail QuadraRack. U

| Part Number | Description | Shipping Weight lb (kg) |
|-------------|--------------------------------|-------------------------|
| 40605-001 | Screws, #12-24, 50 Pack, Zinc | 1 (0.5) |
| 40605-005 | Screws, #12-24, 50 Pack, Black | 1 (0.5) |
| 12637-001 | Cage Nuts/Screws, M6, 25 Pk | 1 (0.5) |
| 12638-001 | Cage Nuts/Screws, 10-32, 25 Pk | 1 (0.5) |
| 12639-001 | Cage Nuts/Screws, 12-24, 25 Pk | 1 (0.5) |


X=Color; 7=Black, E=Glacier White.



Jumper Trays
19" EIA rack-mount cable management tray available in 3.5" and 6" deep (89 mm and 150 mm) versions. Use above network switches to provide a side-to-side pathway for cables.

| Part Number | Description | Shipping Weight lb (kg) |
|-------------|---------------------------|-------------------------|
| 12183-X19 | 19"W x 2U x 3.5"D (89 mm) | 3 (1.4) |
| 13183-X19 | 19"W x 2U x 6"D (150 mm) | 4 (1.8) |

X=Color; 7=Black, E=Glacier White.



Cable Guide Kit
Organize cables as they enter the rack.
• 7 U-T-shaped cable guides snap onto the front or rear of the rack
• The openings in between the T-shape guides align with each U on the rack
• Available in black

| Part Number | Description | Shipping Weight lb (kg) |
|-------------|---------------|-------------------------|
| 15286-001 | For 38U Racks | 5 (2.3) |
| 15286-003 | For 45U Racks | 6 (2.7) |
| 15286-015 | For 51U Racks | 7 (3.2) |

Each kit includes guides for two corners of the rack.



Tool-less Bend Radius Kit for Fiber Patch Cords
Tool-less Bend Radius Kit for Fiber Patch Cords ensures proper bend radius support for fiber optic patch cords when transitioning through T-shaped cable guides. It snaps onto the finger manager without any tools, and can be used for new or retrofit applications.
• Provides proper bend radius support for fiber optic patch cords
• Tool-less installation
• May be installed in upward or downward orientations on either side of a T-shaped cable guide
• Available in packs of 10 or 50

| Part Number | Description | Shipping Weight lb (kg) |
|-------------|---|-------------------------|
| 32697-001 | Tool-less Bend Radius Kit for Fiber Patch Cords, Pack of 10 | 1 (0.5) |
| 32697-002 | Tool-less Bend Radius Kit for Fiber Patch Cords, Pack of 10 | 3 (1.4) |

Color is Black.

ACCESSORIES

**Fixed Equipment Mounting Rail**

An additional pair of equipment mounting rails like the pair included on the front of the rack. Attach to the rear rack frame to create a solution with two mounting depths; the depth of the rack and the depth of the rear adjustable rails (set between 15"D and the rack depth).

- Attaches to the rear rack frame of the Adjustable Rail QuadraRack or Adjustable Rail ServerRack
- Includes installation hardware
- Available in gray, white or black

**Side Panel**

Used to cover the end of the rack and/or vertical cable managers at the end of a row on the Adjustable Rail QuadraRack or ServerRack.

- Solid side panel matches the height and depth of rack
- Made of steel
- Available in gray, white or black

| Part Number | Description | Shipping Weight lb (kg) |
|-------------|-------------------------------|-------------------------|
| 15259-X01 | Threaded, for 38U Racks | 20 (9.1) |
| 15259-X03 | Threaded, for 45U Racks | 23 (20.4) |
| 15259-X03 | Threaded, for 51U Racks | 26 (11.8) |
| 15260-X01 | Square-Punched, for 38U Racks | 19 (8.6) |
| 15260-X03 | Square-Punched, for 45U Racks | 22 (10.0) |
| 15260-X03 | Square-Punched, for 51U Racks | 25 (11.3) |

X=Color; 1=Gray, 7=Black, E=Glacier White.

| Part Number | Description - in (mm) | | Shipping Weight lb (kg) |
|-------------|-----------------------|-------------|-------------------------|
| | Rack Depth | Rack Height | |
| 15270-X01 | 23.62 (600) | 72 (1800) | 51 (23.1) |
| 15270-X02 | 23.62 (600) | 84 (2100) | 57 (25.9) |
| 15270-X03 | 23.62 (600) | 96 (2400) | 48 (21.8) |
| 15270-X04 | 35.43 (900) | 72 (1800) | 63 (28.6) |
| 15270-X05 | 35.43 (900) | 84 (2100) | 71 (32.2) |
| 15270-X06 | 35.43 (900) | 96 (2400) | 60 (27.2) |

X=Color; 1=Gray, 7=Black, E=Glacier White.

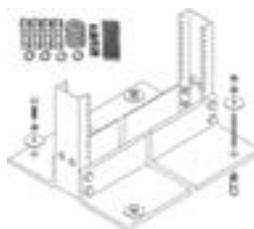
**Dual Vertical Power Strip Manager**

Use to attach two CPI Vertical Power Strips to the Adjustable Rail Rack.

- Tool-less mounting holes spaced 61.25" (1556 mm) and 28" (711 mm) apart
- Supports side-by-side mounting of PDUs or power strips up to 2.2"W (56 mm) each
- Supports two full height 66"L (1676 mm) CPI Vertical Power Strips side-by-side
- Supports four half height 33"L (838 mm) CPI Vertical Power Strips, two top, two bottom
- Attaches to the side of the rear mounting rail
- C-shaped bracket is 4.6"W x 1"D (118 mm x 25 mm)
- Includes installation hardware
- Available in black

| Part Number | Description | Shipping Weight lb (kg) |
|-------------|---------------|-------------------------|
| 34595-C02 | For 45U Racks | 10 (4.5) |
| 34595-C08 | For 51U Racks | 6 (2.7) |

Do not use with Equipment Support Rail (15285-XXX).

**Floor Installation Hardware**

Installation hardware for concrete slab floors. Racks should be attached to the floor. Threaded rod and other hardware is also available.

| Part Number | Description | Shipping Weight lb (kg) |
|-------------|-------------------------------|-------------------------|
| 40604-001 | Concrete Floor, 3/8" Hardware | 1 (0.5) |
| 40604-003 | Concrete Floor, 1/2" Hardware | 1 (0.5) |

chatsworth.com

techsupport@chatsworth.com

800-834-4969



While every effort has been made to ensure the accuracy of all information, CPI does not accept liability for any errors or omissions and reserves the right to change information and descriptions of listed services and products.

©2023 Chatsworth Products, Inc. All rights reserved. Chatsworth Products, Clik-Nut, CPI, CPI Passive Cooling, CUBE-iT, Secure Array, eConnect, Evolution, GlobalFrame, MegaFrame, QuadraRack, RMR, Saf-T-Grip, SeismicFrame, SlimFrame, TeraFrame, Motive, EuroFrame, Oberon, Velocity and ZetaFrame are federally registered trademarks of Chatsworth Products. H-Plane, Hi-Bar, In-Plane, M-Frame, NetPoint, Simply Efficient, Skybar, and Wi-Tile and are trademarks of Chatsworth Products. All other trademarks belong to their respective companies. 06/23 MKFCPI-378