

Service Parts for CUBE-iT™ Wall-Mount Floor-Supported Cabinet

SERVICE PARTS:

This document lists service parts for the CUBE-iT™ Wall-Mount Floor-Supported Cabinet only. Service parts include mounting rails, doors, fan kits and replacement fan filters.

To identify the correct size component, locate the product part number on the label on the bottom front corner of the cabinet frame, or take overall measurements of the cabinet frame. Please contact CPI Technical Support at 800-834-4969 or techsupport@chatsworth.com for assistance.

Front Door Assembly for CUBE-iT Wall-Mount Floor-Supported Cabinet

- Replacement Doors
- Includes keyed latches and key

Part Number	Dimensions	Door Style	Shipping Weight lb (kg)
39940-X60	60"H x 27.3"W (1520 mm x 693 mm)	Tempered Glass	40 (18.2)
39940-X72	72"H x 27.3"W (1830 mm x 693 mm)	Tempered Glass	47 (21.4)
39950-X60	60"H x 27.3"W (1520 mm x 693 mm)	Solid	33 (15.0)
39950-X72	72"H x 27.3"W (1830 mm x 693 mm)	Solid	39 (17.7)

Note: X=Color; 7=Black and E=Glacier White



Equipment Mounting Rail Kit for CUBE-iT Cabinet

- Use with equipment that needs front and rear support
- Sold in pairs
- Square-Punched holes
- Steel material


Part Number	Description	Shipping Weight lb (kg)
39905-X60	33U; For 60"H (1520 mm) cabinet	7 (3.2)
39905-X72	40U; For 72"H (1830 mm) cabinet	8 (3.6)

Note: X=Color; 7=Black and E=Glacier White



Standard Fan and Filter Kit for CUBE-iT Cabinet


- Pressurizes interior of the cabinet, forcing warm air out of open vents
- Assembly Includes 1 fan, 1 filter, and 1 vent cover
- Noise Level: 39 dB (measured at 3' (1 m) distance)
- Airflow: 115 CFM (170 CMH)
- 50/60 Hz;
- 6'L (1.8 m) NEMA 5-15P/6-15P Power Cord



Part Number	Description	Shipping Weight lb (kg)
40972-001	115 Volt, 5-15P power cord	2 (0.8)
40972-002	230 Volt, 6-15P Power cord	2 (0.8)

Low-Decibel Dual-Fan and Filter Kit for CUBE-iT Cabinet


- Pressurizes interior of the cabinet, forcing warm air out of open vents
- Assembly includes 2 fans and 2 filters
- Noise Level: 31 dB (measured at 3' (1 m) distance)
- Recommended placement on bottom right and left sides of the cabinet
- Airflow: 120 CFM (204 CMH)
- 50/16 Hz
- 6'L (1.8 m) NEMA 5-15P/6-15P Power Cord



Replacement Filter Kit for CUBE-iT Cabinet

- Compatible with Low-Decibel Dual-Fan and Standard Fan kits

Part Number	Description	Shipping Weight lb (kg)
40973-001	Pack of 5	2 (0.9)



Part Number	Description	Shipping Weight lb (kg)
40975-001	115 Volt, 5-15P power cord	4 (1.8)
40975-002	230 Volt, 6-15P Power cord	4 (1.8)

Availability: Global



CHATSWORTH
PRODUCTS
techsupport@chatsworth.com

While every effort has been made to ensure the accuracy of all information, CPI does not accept liability for any errors or omissions and reserves the right to change information and descriptions of listed services and products.
©2018 Chatsworth Products, Inc. All rights reserved. Chatsworth Products, CliK-Nut, CPI, CPI Passive Cooling, eConnect, Evolution, GlobalFrame, MegaFrame, Motive, OnTrac, QuadraRack, RMR, Saf-T-Grip, Secure Array, SeismicFrame, SlimFrame, TeraFrame and Velocity are federally registered trademarks of Chatsworth Products. CUBE-iT, EuroFrame and Simply Efficient are trademarks of Chatsworth Products. All other trademarks belong to their respective companies. 12/18 CUBE-iT_WALL-MT_SERVICE_PART_CUT