

Technical Specs:	
Input Ratings	
Nominal Voltage (VAC)	220-240V/380-415V 3ph
Input Plug / Cord	563P6 / IP67 10 ft.
Current Rating	48A
Power Rating (kW)	34.56
Output Ratings	
Nominal Voltage (VAC)	220-240V
Current Rating	144A
Outlet Rating	C13 10A max
Max Current per Breaker	24A
Outlet Combination	
Load Segment	Refer to Simplified Wire Schematic
PDU Total	(48)C13
Branch Circuit Protection	(6) 1Pole 30A 10kAIC Breaker
Surge Suppression	None

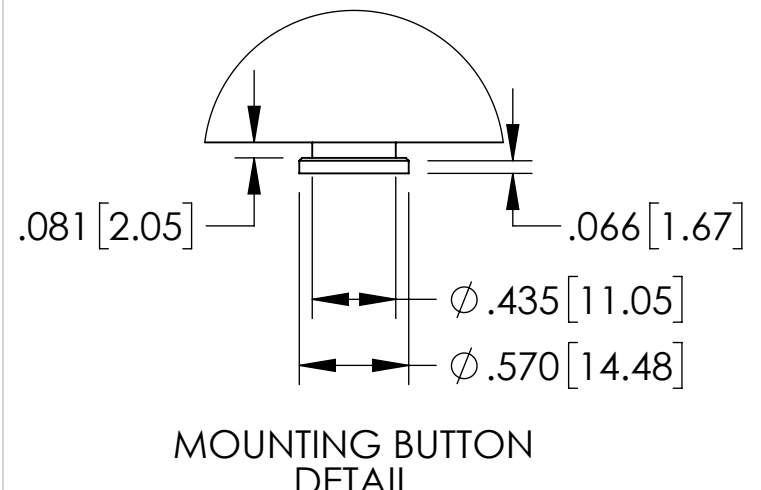
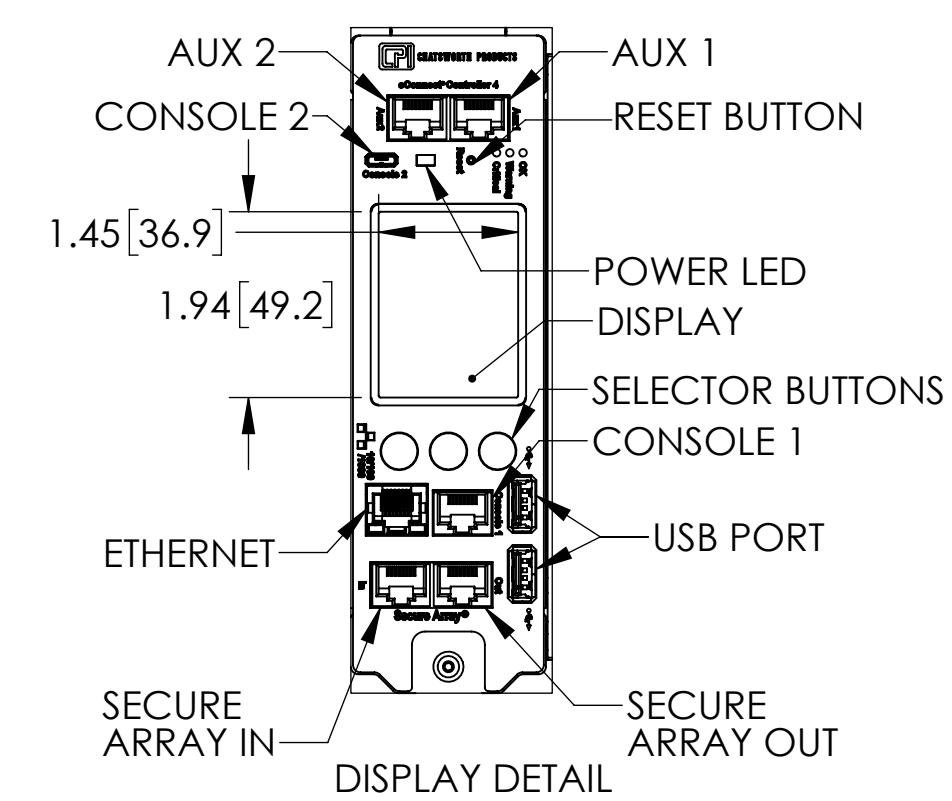
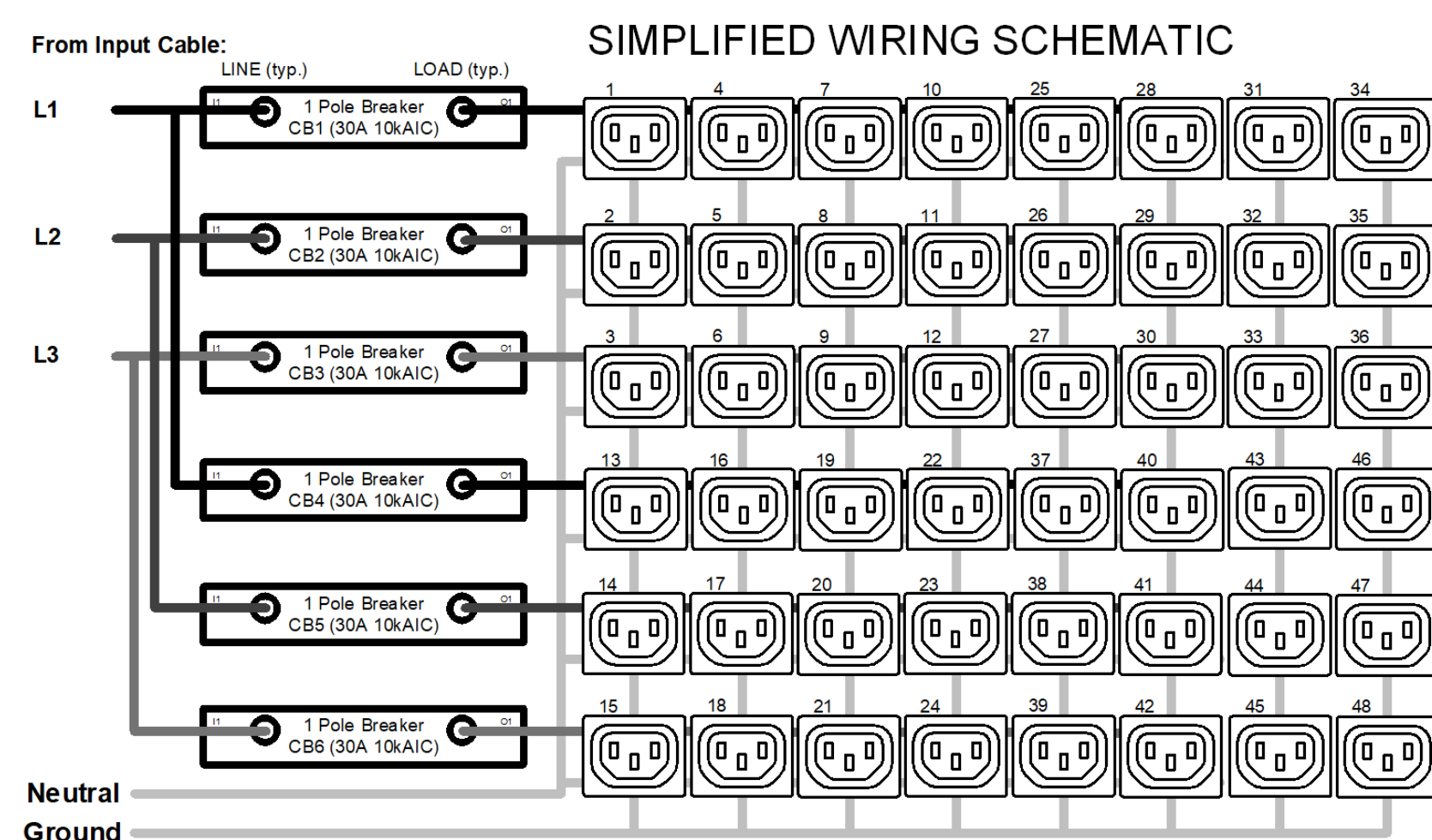
Features:	
Local Display	(1) LCD Display - Branch Monitoring, IP Setup, Alarm Notification, Auto-Oriented
Branch Monitoring	Current, Voltage, Power, PF per Circuit
Outlet Monitoring	Current, Voltage, Power, PF per Outlet
Monitoring Accuracy	+/- 1% True RMS
Ethernet Port	10/100/1000 Mbps RJ45
Remote Monitoring	GUI, SNMP v1-3, RS232, RESTful API, CLI, Power IQ
Remote Control	Not Supported
IP Consolidation	Link up to 32/48 PDUs under a single IP Address with/without electronic locks
USB Ports (2)	Update firmware, Opt'l Temp/Humidity Sensor
Controller Module	Field Replaceable
Auxiliary Port (2)	Opt'l Front and Rear Electric Door Lock
Cord Retention	Locking Receptacles
Mounting System	Multiple tool-less mounting button locations, A and B (see detail)

Dimensions & Weights:	
Width (In/mm)	3.8(96.5)
Height (In/mm)	77.1(1957.2)
Depth (In/mm)	2.9(73.0)
Weight (lbs/kg)	22(10)

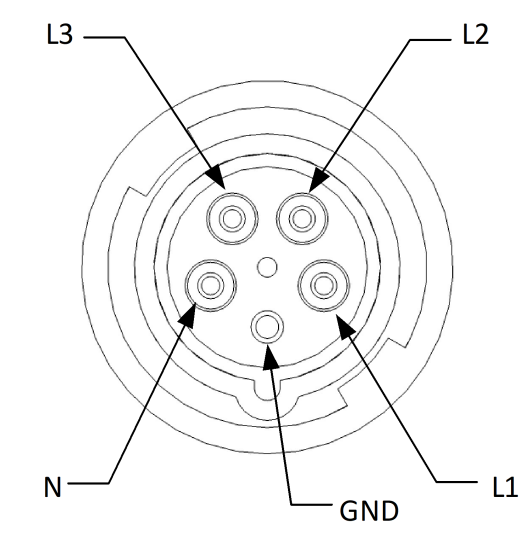
Regulatory Information:	
Regulatory Part Number:	K47-6Y66B-006-X2A

Environmental Conditions:	
Operating Temperature	32 - 149°F (0 - 65°C) below 16A/breaker 32 - 112°F (0 - 50°C) 16A-24A/breaker
Operating Rel Humidity	5 - 95%
Operating Elevation	0-10000 ft (0-3000 m)
Storage Temperature	-13 - 149F (-25 - 65C)
Storage Rel Humidity	5 - 95%
Storage Elevation	0-50000ft (0-15000m)

Hardware Included:	
Hardware Included:	(2) tool-less pre-installed mounting buttons (1) ground kit cable
Warranty:	3 yrs. Standard, 2 add'l yrs Opt'l
Optional Accessories:	Temp & Humidity Sensor, Electronic Locks



INPUT PLUG DETAIL
IEC60309 6H
60/63A / 4P5W



- Notes:
- 1 All Dimension are in inches [millimeters] unless otherwise specified
 - 2 Installation must conform with all related national and local codes
 - 3 All Bracket kits are sold separately. Toolless mounting buttons are included for installation in CPI cabinets.
 - 4 For more information, please contact Tech Support at techsupport@chatsworth.com

©2023 Chatsworth Products, Inc.
All rights reserved.

All products quoted are subject to availability based on manufacturing capacity and shipping dates should be considered estimates only.

While every effort has been made to ensure the accuracy of all information, CPI does not accept liability for any errors or omissions and reserves the right to change information and descriptions of listed services and products.



eConnect Vertical PDU, Monitored Pro, IEC 60309 60/63A 3P+N+E, 10ft (3m), 240/415V Three Phase Input, 60A, (48) C13 Outlets, 240/415V Output