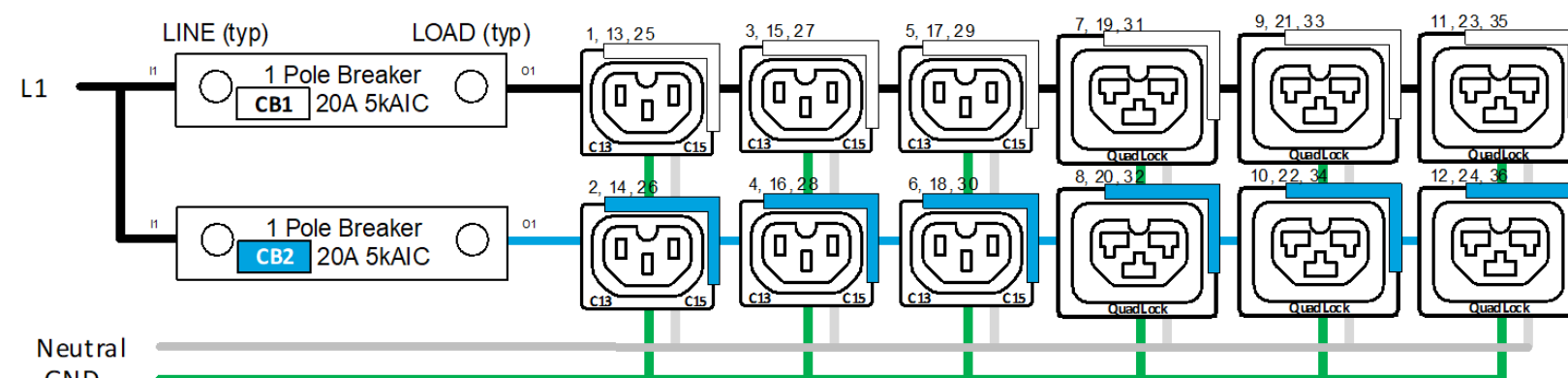
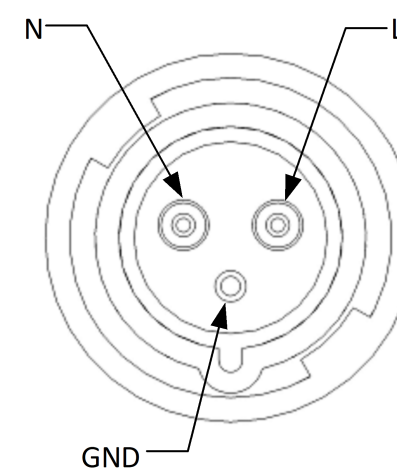


- Notes:
- 1 All Dimension are in inches [millimeters] unless otherwise specified
 - 2 Installation must conform with all related national and local codes
 - 3 All Bracket kits are sold separately. Toolless mounting buttons are included for installation in CPI cabinets.
 - 4 For more information, please contact Tech Support at techsupport@chatsworth.com



INPUT PLUG DETAIL
IEC60309 6H
32A / 2P3W



Technical Specs:	
Input Ratings	
Nominal Voltage (VAC)	220 - 240V 1ph
Input Plug / Cord	332P6W (IP67)
Current Rating	25.6A (UL) / 32A (CE)
Power Rating (kW)	UL: 6.14 CE: 7.68
Output Ratings	
Nominal Voltage (VAC)	220-240V
Current Rating	25.6A (UL) / 32A (CE)
Outlet Rating	C13/C15 10A max, QuadLock 16A max
Max Current per Breaker	12.8A (UL) / 16A (CE) Balanced; 16A Unbalanced
Outlet Combination	
Load Segment	Refer to Simplified Wire Schematic
PDU Total	(18)C13/C15, (18)QuadLock
Branch Circuit Protection	
Surge Suppression	(2) 20A, 5kAIC, Single Pole
Features:	
Local Display	(1) LCD Display, Branch Monitoring, IP Setup, Alarm Notification, Auto-oriented
Branch Monitoring	Current, Voltage, Power, PF per Circuit
Outlet Monitoring	Current, Voltage, Power, PF per Outlet
Monitoring Accuracy	+/- 1% True RMS
Ethernet Port	10/100/1000 Mbps RJ45
Remote Monitoring	GUI, SNMP v1-3, RS232, RESTful API, CLI, Power IQ, Redfish
Remote Control	ON/OFF/CYCLE outlets remotely
IP Consolidation	Link 32/48 (with/without electronic locks) PDU's per IP address
USB Ports (2)	Update firmware, Opt'l Temp/Humidity Sensor
Controller Module	Field Replaceable
Auxiliary Port (2)	Optional Sensor Modules, Front & Rear Door Electronic Locks
Cord Retention	Locking Receptacles
Mounting System	Multiple tool-less mounting button locations, A and B (see detail)
Dimensions & Weights:	
Width (In[mm])	2.2 [55]
Height (In[mm])	71.9 [1825.7]
Depth (In[mm])	2.8 [70.1]
Weight (lbs[kg])	19 [8.6]
Regulatory Compliance:	
NEBKO Listed to UL/IEC 62368-1, CE, RoHS, FCC Part 15 Class A, EN 55022, TAA	
Regulatory Part Number:	
Black: K60-2Y425-F16-72A White: K60-2Y425-F16-E2A	
Environmental Conditions:	
Operating Temperature	32°F - 149°F (0°C - 65°C)
Operating Rel Humidity	5 - 95%
Operating Elevation	0-10000 ft (0-3000 m)
Storage Temperature	-13°F to 149°F (-25°C to 65°C)
Storage Rel Humidity	5 - 95%
Storage Elevation	0-50000ft (0-15000m)
Hardware Included:	
(2) tool-less pre-installed mounting buttons (1) ground kit cable	
Warranty	
3 yrs. Standard, 2 add'l yrs. Opt'l	
Optional Accessories:	
Electronic Locks & Sensor Options	

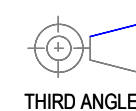
©2019 Chatsworth Products, Inc.
All rights reserved.

All products quoted are subject to availability based on manufacturing capacity and shipping dates should be considered estimates only.

While every effort has been made to ensure the accuracy of all information, CPI does not accept liability for any errors or omissions and reserves the right to change information and descriptions of listed services and products.



eConnect Vertical PDU, Switched Pro,
IEC 60309 32A 1P+N+E, 10ft (3m),
220-240V Single Phase Input, 32A,
(18) C13/C15 (18) QuadLock C13/C15/C19/C21
Outlets, 220-240V Output



EA-60D1W-X

SHEET 1 OF 1

ISS