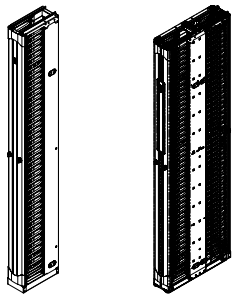
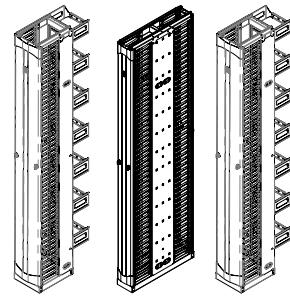

Motive® Cable Management	Evolution® Cable Management	MCS Master Cabling Section	CCS Combination Cabling Section	VCS Vertical Cabling Section	Velocity® Cable Management
APPLICATION					
Network facilities and data center computer rooms; fiber optic intensive installations	Network facilities and data center computer rooms; high-density copper	Network facilities and data center computer rooms	Network facilities	Network facilities	Network facilities
KEY FEATURES					
<ul style="list-style-type: none"> Frame has an extruded aluminum profile with an integral central track Large radii are designed into many of the frame elements to protect and support cables as they enter and exit the manager Accessory Rod, Rotating Management Finger, Cable Bundle Swivel and Half Spool offer toolless installation and adjustment Touch points are highlighted in blue for easy identification Highly configurable to support a wide variety of applications Dual-hinged door design with “slam” latch convenience Convenient hook feature on inside of front door provides a dedicated location to hang a test meter Ships fully assembled 	<ul style="list-style-type: none"> Closed, single- or double-sided and combination vertical cable management available T-shaped cable fingers with rounded edges organize cables Cable openings align with each rack-mount unit on the rack, and pass 48 patch cords Double-sided versions have movable mid-sections, allowing a 40/60, 50/50 or 60/40 front/rear split of the interior storage space Includes a removable, hinged door with a two-point latch and single door knob Tool-less mounting hardware, including a movable mid-panel kit and an adjustable, tool-less cable distribution spool 	<ul style="list-style-type: none"> Closed, single or double-sided vertical cable management available T-shaped cable fingers with rounded edges organize cables Cable openings align with each rack-mount unit on the rack, and pass 24 patch cords Includes removable, hinged latch closure door(s) Available with standard (CCS) and deeper extended fingers (CCS-EFX) 	<ul style="list-style-type: none"> Combination, double-sided vertical cable management available MCS-style front side and VCS-style back side Front side includes a removable, hinged latch-closure door T-shaped cable fingers with rounded edges organize cables Cable openings align with each rack-mount unit on the rack, and pass 24 patch cords Back side has edge protected openings and spin-latch closures Available with standard (CCS) and deeper extended fingers (CCS-EFX) 	<ul style="list-style-type: none"> Open, single or double-sided vertical cable management available Large side openings are edge protected Spin-latch closures secure cables Covers and snap-on T-Shaped Finger Snaps Cable 	<ul style="list-style-type: none"> Closed, single or double-sided vertical cable management available T-shaped cable fingers with rounded edges organize cables Cable openings align with each rack-mount unit on the rack, and pass 24 patch cords Includes removable, hinged snap-on covers Ships unassembled in compact packaging for easy shipping, handling and storage Tool-less, snap-together design for quick and easy assembly
HEIGHT					
<ul style="list-style-type: none"> 6'0" (1.8 m) 7'0" (2.1 m) 8'0" (2.4 m) 	<ul style="list-style-type: none"> 6'6" (2.0 m) 7'6" (2.3 m) 9'0" (2.7 m) 	<ul style="list-style-type: none"> 7' (2.1 m) 8' (2.4 m) 9' (2.7 m) 	<ul style="list-style-type: none"> 5'6" (1.7 m) 6'6" (2.0 m) 7'6" (2.3 m)* 9'0" (2.7 m) 	<ul style="list-style-type: none"> 6'0" (1.8 m) 7'6" (2.3 m)* 9'0" (2.7 m) 	<ul style="list-style-type: none"> 6'0" (1.8 m) 7'0" (2.1 m)* 8'0" (2.4 m)*
<ul style="list-style-type: none"> 3.65" (92.7 mm) 6" (150 mm) 	<ul style="list-style-type: none"> 70" (1778 mm) for 6'H (1.8 m) racks 80.5" (2045 mm) for 7'H (2.1 m) racks 91" (2311 mm) for 8'H (2.4 m) racks 	<ul style="list-style-type: none"> 6" (150 mm) 8" (200 mm) 	<ul style="list-style-type: none"> 6" (150 mm)* 8" (200 mm)* 	<ul style="list-style-type: none"> 6" (150 mm) 8" (200 mm) 	<ul style="list-style-type: none"> 3.6" (92 mm) 6" (150 mm) 10" (250 mm) 12" (300 mm)
WIDTH					
<ul style="list-style-type: none"> 15.5" (394 mm) 23.6" (600 mm)* <i>*Double-sided version</i> 	<ul style="list-style-type: none"> 13.2" (335 mm) 24.5" (622 mm)* 20.2" (513 mm)* <i>*Double-sided versions</i> 	<ul style="list-style-type: none"> 8.08" (205.2 mm) 10.62" (269.7 mm)* 16.15" (410.2 mm) 21.23" (539.2 mm)* <i>*MCS-EFX versions</i> 	<ul style="list-style-type: none"> 12.24" (310.9 mm) 14.61" (371.1 mm) 14.94" (379.5 mm)* <i>*CCS-EFX versions</i> 	<ul style="list-style-type: none"> 6.38" (162.1 mm) 12.75" (323.9 mm)* <i>*Double-sided versions</i> 	<ul style="list-style-type: none"> 9.5" (241 mm) 16" (406 mm)* <i>*Double-sided version</i>
DEPTH					



Single-Sided Version Shown
Double-Sided Version Shown



Evolution Cable Management

Part No.	Description	Wt. lb (kg)
35511-X03	7"H x 6"W x 13.2"D (2.1 m x 150 mm x 335 mm)	57 (25.9)
35512-X03	7"H x 8"W x 13.2"D (2.1 m x 200 mm x 335 mm)	61 (27.7)
35513-X03	7"H x 10"W x 13.2"D (2.1 m x 250 mm x 335 mm)	67 (30.4)
35514-X03	7"H x 12"W x 13.2"D (2.1 m x 300 mm x 335 mm)	73 (33.1)
35515-X03	7"H x 15"W x 13.2"D (2.1 m x 380 mm x 335 mm)	83 (37.6)

Evolution Double-Sided, Vertical

Part No.	Description	Wt. lb (kg)
35521-X03	7"H x 6"W x 24.5"D (2.1 m x 150 mm x 622 mm)	94 (42.6)
35522-X03	7"H x 8"W x 24.5"D (2.1 m x 200 mm x 622 mm)	101 (45.8)
35523-X03	7"H x 10"W x 24.5"D (2.1 m x 250 mm x 622 mm)	110 (49.9)
35524-X03	7"H x 12"W x 24.5"D (2.1 m x 300 mm x 622 mm)	118 (53.5)
35525-X03	7"H x 15"W x 24.5"D (2.1 m x 380 mm x 622 mm)	129 (58.5)

Evolution Combination, Vertical

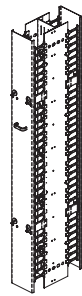
Part No.	Description	Wt. lb (kg)
35571-X03	7"H x 6"W x 20.2"D (2.1 m x 150 mm x 513 mm)	68 (30.8)
35572-X03	7"H x 8"W x 20.2"D (2.1 m x 200 mm x 513 mm)	72 (32.7)
35573-X03	7"H x 10"W x 20.2"D (2.1 m x 250 mm x 513 mm)	78 (35.4)
35574-X03	7"H x 12"W x 20.2"D (2.1 m x 300 mm x 513 mm)	84 (38.1)
35575-X03	7"H x 15"W x 20.2"D (2.1 m x 380 mm x 513 mm)	94 (42.6)

Note: X=Color: 7=Black, E=Glacier White. Cable Spools are included with 10"W, 12"W or 15"W (250 mm, 300 mm or 380 mm) Cable Managers. Color is Black.

Evolution Horizontal Cable Manager

Part No.	Description	Wt. lb (kg)
35441-X01	1U x 19"EIA x 8.2"D (208 mm)	4 (1.8)
35441-X02	2U x 19"EIA x 8.2"D (208 mm)	5 (2.3)
35441-X03	3U x 19"EIA x 8.2"D (208 mm)	6 (2.7)

Note: X=Color: 7=Black, E=Glacier White.



Double-Sided Version Shown

MCS Master Cabling Section

Part No.	Description	Wt. lb (kg)
30092-X03	7"H x 6"W x 8.08"D (2.1 m x 150 mm x 205.2 mm) Single-Sided	20 (9.1)
30093-X03	7"H x 10"W x 8.08"D (2.1 m x 250 mm x 205.2 mm) Single-Sided	45 (20.4)
30095-X03	7"H x 6"W x 16.15"D (2.1 m x 150 mm x 410.2 mm) Double-Sided	45 (20.4)
30096-X03	7"H x 10"W x 16.15"D (2.1 m x 250 mm x 410.2 mm) Double-Sided	53 (24)

Note: X=Color: 5=Clear, 7=Black, E=Glacier White. Other sizes available.

MCS - EFX Extended Fingers

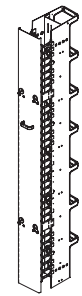
Part No.	Description	Wt. lb (kg)
40093-X03	7"H x 10"W x 10.62"D (2.1 m x 250 mm x 269.7 mm) Single-Sided	40 (18.1)
40094-X03	7"H x 12"W x 10.62"D (2.1 m x 300 mm x 269.7 mm) Single-Sided	44 (20)
40096-X03	7"H x 10"W x 21.23"D (2.1 m x 250 mm x 539.2 mm) Double-Sided	69 (31.3)
40097-X03	7"H x 12"W x 21.23"D (2.1 m x 300 mm x 539.2 mm) Double-Sided	75 (34)

Note: X=Color: 5=Clear, 7=Black, E=Glacier White. Cable Spools are included with double-sided 10"W or 12"W (250 mm or 300 mm) MCS.

Universal Horizontal Cable Manager

Part No.	Description	Wt. lb (kg)
30139-X19	1U x 19"EIA x 4.9"D (126 mm)	2 (0.9)
30130-X19	2U x 19"EIA x 5.1"D (130 mm)	3 (1.4)
30131-X19	3U x 19"EIA x 5.1"D (130 mm)	4 (1.8)
30339-X19*	1U x 19"EIA x 6.2"D (159 mm)	3 (1.4)
30330-X19*	2U x 19"EIA x 6.4"D (163 mm)	4 (1.8)
30331-X19*	3U x 19"EIA x 6.4"D (163 mm)	5 (2.3)

Note: X=Color: 7=Black, E=Glacier White. *Use deep panel models when MCS is center mounted on Standard or Universal Rack. Other sizes and styles are available.



Double-Sided Version Shown

CCS Combination Cabling Section

Part No.	Description	Wt. lb (kg)
30161-X03	7"H x 3.65"W x 12.24"D (2.1 m x 92.7 mm x 310.9 mm) Double-Sided	29 (13.2)
30162-X03	7"H x 6"W x 12.24"D (2.1 m x 150 mm x 310.9 mm) Double-Sided	34 (15.4)
30163-X03	7"H x 10"W x 12.24"D (2.1 m x 250 mm x 310.9 mm) Double-Sided	46 (20.9)
30164-X03*	7"H x 3.65"W x 14.61"D (2.1 m x 250 mm x 371.1 mm) Double-Sided	33 (15)
30165-X03*	7"H x 6"W x 14.61"D (2.1 m x 150 mm x 371.1 mm) Double-Sided	38 (17.2)
30166-X03*	7"H x 10"W x 14.61"D (2.1 m x 250 mm x 371.1 mm) Double-Sided	49 (22.2)

Note: X=Color: 7=Black, E=Glacier White. *Use with 6"D (150 mm) Standard Rack.

CCS-EFX Extended Fingers

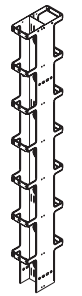
Part No.	Description	Wt. lb (kg)
40098-X03	7"H x 6"W x 14.94"D (2.1 m x 150 mm x 379.5 mm) Double-Sided	38 (17.2)
40099-X03	7"H x 10"W x 14.94"D (2.1 m x 250 mm x 379.5 mm) Double-Sided	52 (23.6)
40100-X03	7"H x 12"W x 14.94"D (2.1 m x 300 mm x 379.5 mm) Double-Sided	56 (25.4)

Note: X=Color: 7=Black, E=Glacier White. Use Universal Horizontal Cable Manager.

Accessories

Part No.	Description	Wt. lb (kg)
15008-001	Cable Spools 2.5"Dia (64 mm) Set of 4, Black*	2 (0.9)
12370-001	Finger Snaps Set of 2, Black	1 (0.5)
12370-002	Finger Snaps Set of 12, Black	2 (0.9)

*Note: Cable Spools are for 10"W or 12"W (250 mm or 300 mm) CCS or CCS-EFX.



Double-Sided Version Shown

VCS Vertical Cabling Section

Part No.	Description	Wt. lb (kg)
11730-X03	7"H x 3.65"W x 6.38"D (2.1 m x 92.7 mm x 162.1 mm) Single-Sided	14 (6.4)
11374-X03	7"H x 6"W x 6.38"D (2.1 m x 150 mm x 162.1 mm) Single-Sided	16 (7.3)
12096-X03	7"H x 3.65"W x 12.75"D (2.1 m x 92.7 mm x 323.9 mm) Double-Sided	24.0 (10.9)
11729-X03	7"H x 6"W x 12.75"D (2.1 m x 150 mm x 323.9 mm) Double-Sided	30 (13.6)

Note: X=Color: 1=Gray, 2=Computer Beige, 5=Clear, 7=Black, E=Glacier White.

19" Horizontal Wire Management Panel

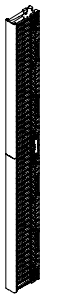
Part No.	Description	Wt. lb (kg)
13070-X19	1U x 19"EIA x 4"D (100 mm)	2 (0.9)
13075-X19	2U x 19"EIA x 4"D (100 mm)	2 (0.9)

Note: X=Color: 1=Gray, 2=Computer Beige, 5=Clear, 7=Black, E=Glacier White.

Accessories

Part No.	Description	Wt. lb (kg)
12189-001	3.65"W (92.7 mm) Cover Smoked Acrylic	8 (3.6)
12188-001	6"W (150 mm) Cover Smoked Acrylic	9 (4.1)
12370-001	Finger Snaps Set of 2, Black	1 (0.5)
12370-002	Finger Snaps Set of 12, Black	2 (0.9)

See CPI cable fill table at www.chatsworth.com/cablefill for all cable managers, or download CPI's Mobile App.



Single-Sided Version Shown

Velocity Cable Management

Part No.	Description	Wt. lb (kg)
13901-703	80.5"H x 3.6"W x 9.7"D (2045 mm x 91 mm x 246 mm) Single-Sided, Black	18 (8.2)
13902-703	80.5"H x 6"W x 9.8"D (2045 mm x 152 mm x 249 mm) Single-Sided, Black	20 (9.1)
13904-703	80.5"H x 10"W x 10.3"D (2045 mm x 254 mm x 262 mm) Single-Sided, Black	32 (14.5)
13905-703	80.5"H x 12"W x 10.4"D (2045 mm x 305 mm x 264 mm) Single-Sided, Black	34 (15.4)
13911-703	80.5"H x 3.6"W x 16.4"D (2045 mm x 91 mm x 417 mm) Double-Sided, Black	25 (11.3)
13912-703	80.5"H x 6"W x 16.4"D (2045 mm x 152 mm x 422 mm) Double-Sided, Black	28 (12.7)
13914-703	80.5"H x 10"W x 17.5"D (2045 mm x 254 mm x 445 mm) Double-Sided, Black	40 (18.1)
13915-703	80.5"H x 12"W x 17.8"D (2045 mm x 305 mm x 446 mm) Double-Sided, Black	43 (19.5)

Note: Use vertical managers on 7"H (2.1 m) racks.

Velocity Horizontal Cable Manager

Part No.	Description	Wt. lb (kg)
13930-701	1U x 19"EIA x 5.9"D (150 mm), Black	2 (0.9)
13930-702	2U x 19"EIA x 5.9"D (150 mm), Black	3 (1.4)

Accessories

Part No.	Description	Wt. lb (kg)
13934-717	Cable Ring Kit, 3.6" (91 mm) wide, for P/N 13901-703, Black	3 (1.4)
13934-727	Cable Ring Kit, 6" (152 mm) wide, for P/N 13902-703, Black	11 (5.0)
13934-747	Cable Ring Kit, 10" (254 mm) wide, for P/N 13904-703, Black	14 (6.4)
13934-757	Cable Ring Kit, 12" (305 mm) wide, for P/N 13905-703, Black	16 (7.3)

800-834-4969 (U.S. & Canada)
or techsupport@chatsworth.com

chatsworth.com

While every effort has been made to ensure the accuracy of all information, CPI does not accept liability for any errors or omissions and reserves the right to change information and descriptions of listed services and products.

©2025 Chatsworth Products, Inc. All rights reserved. Chatsworth Products, Click-Nut, CPI, CPI Passive Cooling, CUBE-IT, aConnect EuroFrame, Evolution, GlobalFrame, MegaFrame, Motive, Oberon, QuadraRack, RMR, Safe-T-Grasp, Secure Array, SeismicFrame, SlimFrame, TerraFrame, Velocity, W-Tile and ZetaFrame are federally registered trademarks of Chatsworth Products. Elevate, H-Plane, Hi-Bar, In-Plane, M-Frame, NetPoint, Simply Efficient, and Skybar are trademarks of Chatsworth Products. All other trademarks belong to their respective companies. Rev.13 01/25 MKT-60020-203

