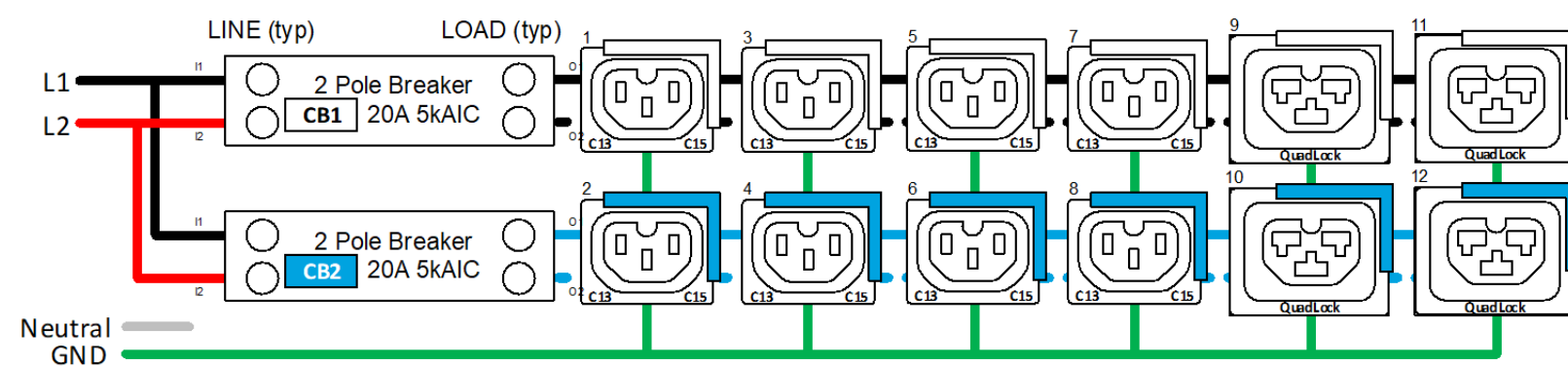
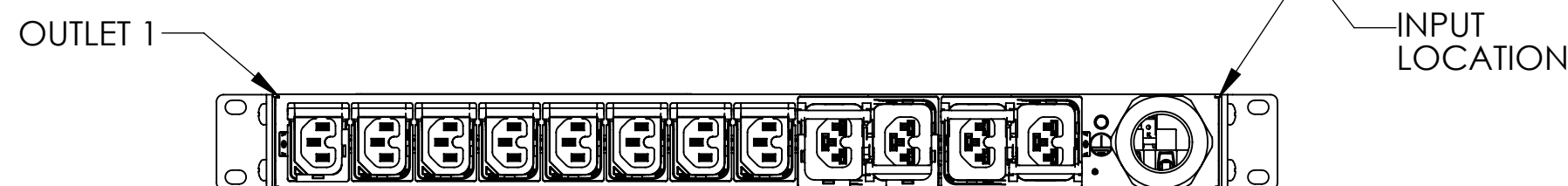
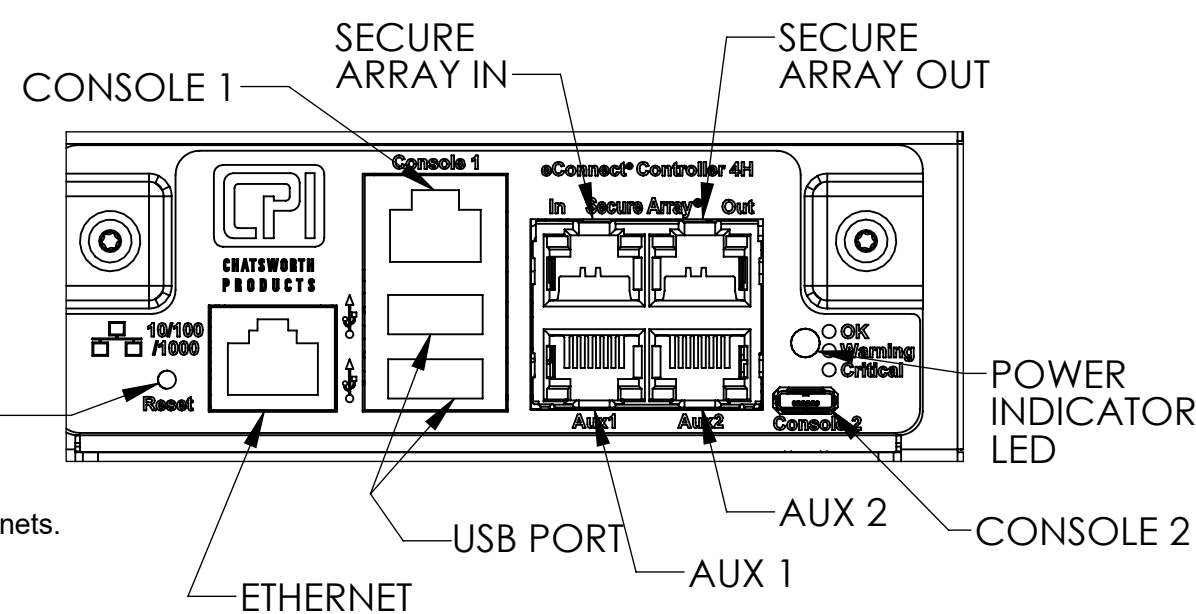


INPUT PLUG DETAIL
NEMA L14-30
30A / 3P4W



CONTROL MODULE
DETAIL



Technical Specs:	
Input Ratings	
Nominal Voltage (VAC)	120/208V 1ph
Input Plug / Cord	NEMA L14-30P
Current Rating	24A
Power Rating (kW)	4.99
Output Ratings	
Nominal Voltage (VAC)	208V
Current Rating	24A
Outlet Rating	C13/C15 10Amax, QuadLock 16Amax
Max Current per Breaker	12A Balanced; 16A Unbalanced
Outlet Combination	
Load Segment	Refer to Simplified Wire Schematic
PDU Total	(8)C13/C15, (4)QuadLock C13/C15/C19/C21
Branch Circuit Protection	
Surge Suppression	(2) 20A, 5kAIC, Double Pole
Surge Suppression	None
Features:	
Local Display	Not Supported
Branch Monitoring	Current, Voltage, Power, PF per Circuit
Outlet Monitoring	Current, Voltage, Power, PF per Outlet
Monitoring Accuracy	+/- 1% True RMS
Ethernet Port	10/100/1000 Mbps RJ45
Remote Monitoring	GUI, SNMP v1-3, RESTful API, CLI, Power IQ, Redfish
Remote Control	Not Supported
IP Consolidation	Link 32/48 (with/without electronic locks) PDU's per IP address
USB Ports (2)	Update firmware, Opt'l Temp/Humidity Sensor
Controller Module	Field Replaceable
Auxiliary Port (2)	Optional Sensor Modules, Front & Rear Door Electronic Locks
Cord Retention	Locking Receptacles
Mounting System	Pre-installed Mounting brackets
Dimensions & Weights:	
Width (In[mm])	17 [431.8]
Height (In[mm])	1.72 [43.7]
Depth (In[mm])	12 [304.8]
Weight (lbs[kg])	10 [4.5]
Regulatory Compliance:	
NEMKO Listed to UL/IEC62368-1, CE, RoHS, FCC Part 15 Class A, EN 55022, TAA	
Regulatory Part Number:	
Black: K42-2D116-F09-72A White: K42-2D116-F09-E2A	
Environmental Conditions:	
Operating Temperature	32°F - 149°F (0°C - 65°C)
Operating Rel Humidity	5 - 95%
Operating Elevation	0-10000 ft (0-3000 m)
Storage Temperature	-13°F to 149°F (-25°C to 65°C)
Storage Rel Humidity	5 - 95%
Storage Elevation	0-50000ft (0-15000m)
Hardware Included:	
(2) Pre-installed mounting brackets (1) ground kit cable	
Warranty	
3 yrs. Standard, 2 add'l yrs. Opt'l	
Optional Accessories:	
Electronic Locks & Sensor Options	

- Notes:
- 1 All Dimension are in inches [millimeters] unless otherwise specified
 - 2 Installation must conform with all related national and local codes
 - 3 All Bracket kits are sold separately. Toolless mounting buttons are included for installation in CPI cabinets.
 - 4 For more information, please contact Tech Support at techsupport@chatsworth.com

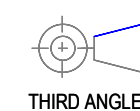
©2021 Chatsworth Products, Inc.
All rights reserved.

All products quoted are subject to availability based on manufacturing capacity and shipping dates should be considered estimates only.

While every effort has been made to ensure the accuracy of all information, CPI does not accept liability for any errors or omissions and reserves the right to change information and descriptions of listed services and products.



eConnect Horizontal 1U PDU, Monitored Pro, L14-30, 10ft (3m), 120/208V Three Phase Input, 30A, (8) C13/C15 (4) QuadLock C13/C15/C19/C21 Outlets, 208V Output



EA-42F9W-X

SHEET 1 OF 1

ISS