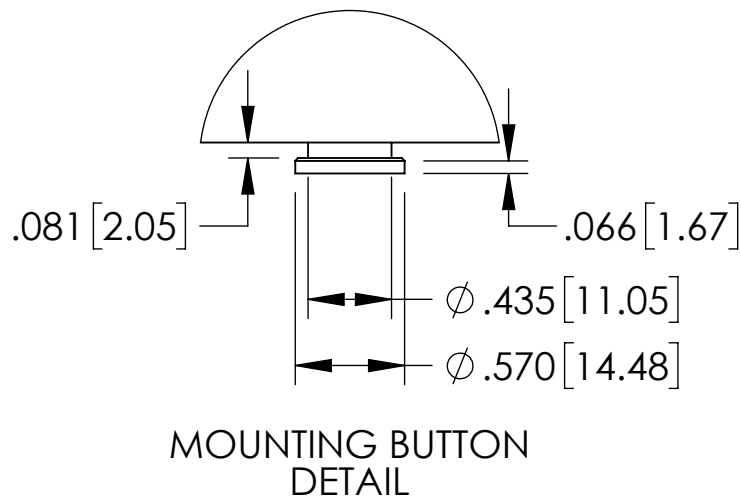
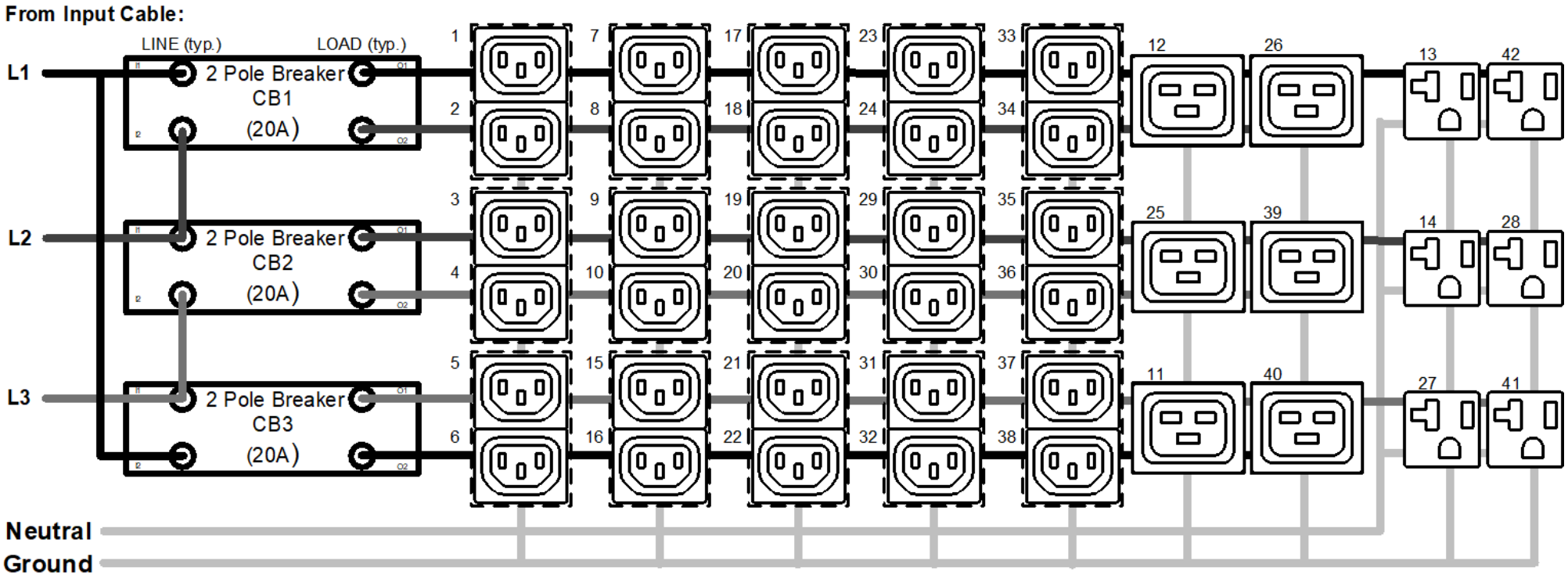
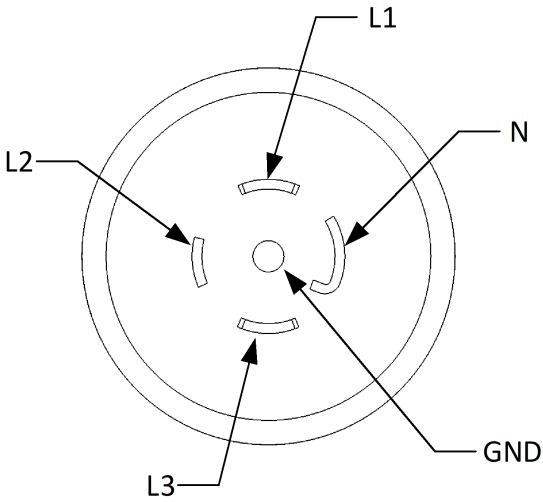


SIMPLIFIED WIRING SCHEMATIC



INPUT PLUG DETAIL  
NEMA L21-30  
30A / 4P5W



Technical Specs:	
<b>Input Ratings</b>	
Nominal Voltage (VAC)	120/208V 3ph
Input Plug / Cord	NEMA L21-30P (IP20), 10 ft. Cord
Current Rating	24A per phase
Power Rating (kW)	8.63
<b>Output Ratings</b>	
Nominal Voltage (VAC)	120/208V
Current Rating	41.5A
Outlet Rating	C13 10A max, C19 16A max, 5-20 16A max
Max Current per Breaker	13.8A Balanced; 16A Unbalanced
<b>Outlet Combination</b>	
Load Segment	Refer to Simplified Wire Schematic
PDU Total	(30)C13 (6)C19 (6)5-20
Branch Circuit Protection	(3) 2Pole 20A 5kAIC Breaker
<b>Features:</b>	
Local Display	No Display
Branch Monitoring	Not Supported
Outlet Monitoring	Not Supported
Monitoring Accuracy	Not Supported
Ethernet Port	Not Supported
Remote Monitoring	Not Supported
Remote Control	Not Supported
IP Consolidation	Not Supported
USB Ports (2)	Not Supported
Controller Module	Not Supported
Auxiliary Port (2)	Not Supported
Cord Retention	Locking Receptacles
Mounting System	Multiple tool-less mounting button locations, A and B (see detail)
<b>Dimensions &amp; Weights:</b>	
Width (In[mm])	2.2[55]
Height (In[mm])	71.9[1827]
Depth (In[mm])	2.2[57.6]
Weight (lbs[kg])	18[8.2]
<b>Regulatory Information:</b>	
NEMKO Listed to UL/IEC 62368-1, CE, RoHS, FCC Part 15 Class A, EN 55022	
<b>Regulatory Part Number:</b> K10-3M226-910-72A	
<b>Environmental Conditions:</b>	
Operating Temperature	32 - 149F (0 - 65C)@ Input Pwr Rating (kW)
Operating Rel Humidity	5 - 95%
Operating Elevation	0-10000 ft (0-3000 m)
Storage Temperature	-13 - 149F (-25 - 65C)
Storage Rel Humidity	5 - 95%
Storage Elevation	0-50000ft (0-15000m)
<b>Hardware Included:</b>	
(2) tool-less pre-installed mounting buttons (1) ground kit cable	
<b>Warranty:</b> 3 yrs. Standard, 2 add'l yrs Opt'l	
<b>Optional Accessories:</b> Not Supported	

- Notes:
- 1 All Dimension are in inches [millimeters] unless otherwise specified
  - 2 Installation must conform with all related national and local codes
  - 3 All Bracket kits are sold separately. Toolless mounting buttons are included for installation in CPI cabinets.
  - 4 For more information, please contact Tech Support at [techsupport@chatsworth.com](mailto:techsupport@chatsworth.com)

©2019 Chatsworth Products, Inc.  
All rights reserved.

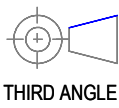
All products quoted are subject to availability based on manufacturing capacity and shipping dates should be considered estimates only.

While every effort has been made to ensure the accuracy of all information, CPI does not accept liability for any errors or omissions and reserves the right to change information and descriptions of listed services and products.



CHATSWORTH PRODUCTS, INC.

eConnect Vertical 42U(0U) PDU, Basic, L21-30, 10ft (3m), 120/208V Three Phase Input, MIXED, 30A, (30) C13 (6) C19 (6)5-20 Outlets, 120/208V Output



E0-1014-X

SHEET 1 OF 1

ISS

1