

Product Cut Sheet

INPUT POWER CORDS FOR eCONNECT PDU














Input power cords for use with eConnect PDUs that have IEC C20 inlets.

- Select power cord to match power connection in the facility
- IEC C19 Connector attaches to the C20 Inlet on the PDU
- Sold individually, order one power cord per PDU



17763-001
Shown

Power Cord Plug Table:

Locking Plugs (Single-Phase)	NEMA L5-15P  110-125VAC/15A	NEMA L5-20P  110-125VAC/20A	NEMA L6-15P  200-240VAC/15A	NEMA L6-20P  200-240VAC/20A
	Straight Plugs			
Straight Plugs	NEMA 5-15P  110-125VAC/15A	NEMA 5-20P  110-125VAC/20A	NEMA 6-15P  200-240VAC/15A	NEMA 6-20P  200-240VAC/20A
	IEC Plugs			
IEC Plugs	 IEC 60320 C-19/C-20 110-240VAC/20A		 IEC 16A 2P+E 200-240 VAC/16A	
	International Plugs			
International Plugs	 16A CEE7/7 Schuko Plug	 BS1363 Plug	 CEI23 Plug	

Part Number	Description	Shipping Weight lb (kg)
17763-001	PDU Input Power Cord, 110-125 VAC or 200-240 VAC, IEC C19 Connector to IEC C20 Plug, 10'L (3 m)	3 (1.4)
17763-002	PDU Input Power Cord, 110-125 VAC, IEC C19 Connector to NEMA 5-15P Plug, 8'2"L (2.4 m)	3 (1.4)
17763-003	PDU Input Power Cord, 110-125 VAC, IEC C19 Connector to NEMA 5-20P Plug, 8'2"L (2.4 m)	3 (1.4)
17763-004	PDU Input Power Cord, 200-240 VAC, IEC C19 Connector to NEMA 6-15P Plug, 8'2"L (2.4 m)	3 (1.4)
17763-005	PDU Input Power Cord, 200-240 VAC, IEC C19 Connector to NEMA 6-20P Plug, 8'2"L (2.4 m)	3 (1.4)
17763-006	PDU Input Power Cord, 110-125 VAC, IEC C19 Connector to NEMA L5-15P Plug, 10'L (3 m)	3 (1.4)
17763-007	PDU Input Power Cord, 110-125 VAC, IEC C19 Connector to NEMA L5-20P Plug, 10'L (3 m)	3 (1.4)
17763-008	PDU Input Power Cord, 200-240 VAC, IEC C19 Connector to NEMA L6-15P Plug, 10'L (3 m)	3 (1.4)
17763-009	PDU Input Power Cord, 200-240 VAC, IEC C19 Connector to NEMA L6-20P Plug, 10'L (3 m)	3 (1.4)
17763-010	PDU Input Power Cord, 200-240 VAC, IEC C19 Connector to IEC 16A 2P+E Plug, 10'L (3 m)	3 (1.4)
International Plugs		
17763-011	PDU Input Power Cord, 200-240 VAC, IEC C19 Connector to 16A CEE7/7 Schuko Plug (Europe), 8'2"L (2.4 m)	3 (1.4)
17763-012	PDU Input Power Cord, 200-240 VAC, IEC C19 Connector to BS1363 Plug (British), 8'2"L (2.4 m)	3 (1.4)
17763-013	PDU Input Power Cord, 200-240 VAC, IEC C19 Connector to CEI23 Plug (Italian), 8'2"L (2.4 m)	3 (1.4)

800-834-4969 in U.S. & Canada • www.chatsworth.com



CHATSWORTH PRODUCTS, INC.

©2012 Chatsworth Products, Inc. All rights reserved. CPI, CPI Passive Cooling, MegaFrame, Saf-T-Grip, Seismic Frame, SlimFrame, TeraFrame, GlobalFrame, Cube-iT Plus, Evolution, OnTrac, QuadraRack and Velocity are federally registered trademarks of Chatsworth Products, Inc. eConnect and Simply Efficient are trademarks of Chatsworth Products, Inc. All other trademarks belong to their respective companies. Rev. 2 10/12