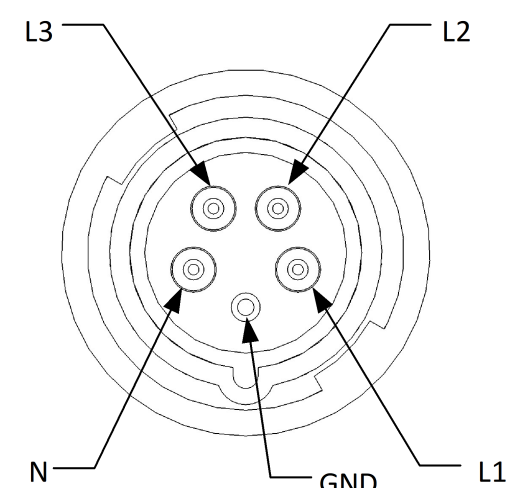
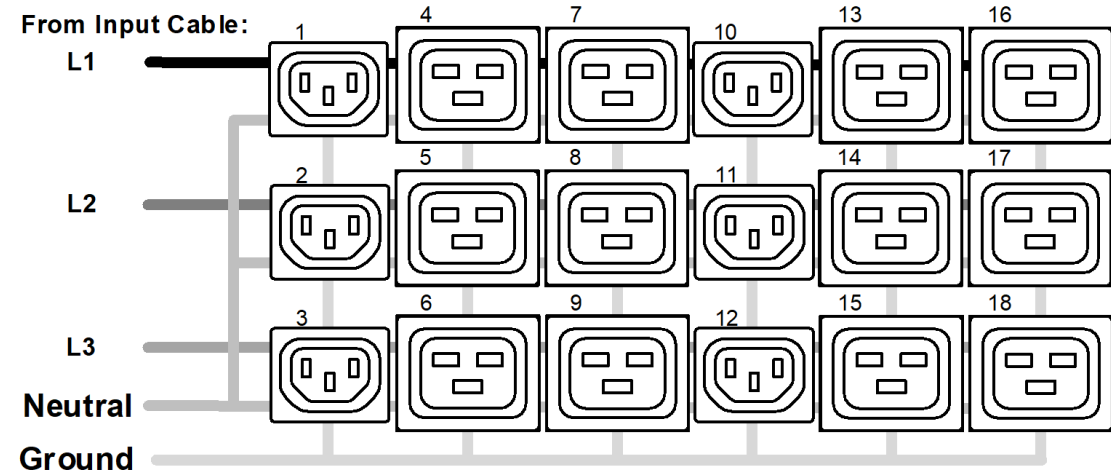


INPUT LOCATION



INPUT PLUG DETAIL
IEC60309 6H
16A / 4P5W

SIMPLIFIED WIRING SCHEMATIC



Technical Specs:	
Input Ratings	
Nominal Voltage (VAC)	220-240V/380-415V 3ph
Input Plug / Cord	516P6/520P6
Current Rating	16A per phase
Power Rating (kW)	11.52
Output Ratings	
Nominal Voltage (VAC)	220-240V
Current Rating	48A
Outlet Rating	C13 10A max, C19 16A max
Max Current per Phase	16A
Outlet Combination	
Load Segment	Refer to Simplified Wire Schematic
PDU Total	(6)C13 (12)C19
Branch Circuit Protection	(0) No Breaker
Surge Suppression	None
Features:	
Branch Monitoring	Not Supported
Outlet Monitoring	Not Supported
Monitoring Accuracy	Not Supported
Ethernet Port	Not Supported
Remote Monitoring	Not Supported
Remote Control	Not Supported
IP Consolidation	Not Supported
USB Ports (2)	Not Supported
Controller Module	Not Supported
Auxiliary Port (2)	Not Supported
Cord Retention	Locking Receptacles
Mounting System	Pre-installed Mounting brackets
Dimensions & Weights:	
Width (In[mm])	17[431.8]
Height (In[mm])	3.47[88.74]
Depth (In[mm])	12[304.8]
Weight (lbs[kg])	23[10.4]
Regulatory Compliance:	NEMKO Listed to UL/IEC 62368-1, CE, RoHS, FCC Part 15 Class A, EN 55022
Regulatory Part Number:	K14-0Y610-419-72A
Environmental Conditions:	
Operating Temperature	32 - 149F (0 - 65C) @ Input Pwr Rating (kW)
Operating Rel Humidity	5 - 95%
Operating Elevation	0-10000 ft (0-3000 m)
Storage Temperature	-13 - 149F (-25 - 65C)
Storage Rel Humidity	5 - 95%
Storage Elevation	0-50000ft (0-15000m)
Hardware Included:	(2) Pre-installed mounting brackets (1) ground kit cable
Warranty	3 yrs. Standard, 2 add'l yrs. Opt'l
Optional Accessories:	Not Supported

- Notes:
- 1 All Dimension are in inches [millimeters] unless otherwise specified
 - 2 Installation must conform with all related national and local codes
 - 3 All Bracket kits are sold separately. Toolless mounting buttons are included for installation in CPI cabinets.
 - 4 For more information, please contact Tech Support at techsupport@chatsworth.com

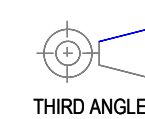
©2021 Chatsworth Products, Inc.
All rights reserved.

All products quoted are subject to availability based on manufacturing capacity and shipping dates should be considered estimates only.

While every effort has been made to ensure the accuracy of all information, CPI does not accept liability for any errors or omissions and reserves the right to change information and descriptions of listed services and products.



eConnect Horizontal 2U PDU, Basic,
IEC 60309 16A 3P+N+E, 10ft (3m),
220-240/380-415V Three Phase Input, 16A,
(6) C13 (12) C19 Outlets, 220-240V Output



E0-1481-X

SHEET 1 OF 1

ISS