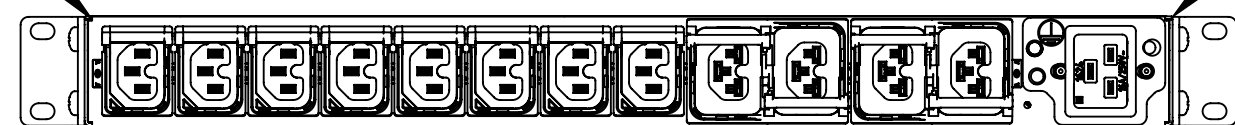
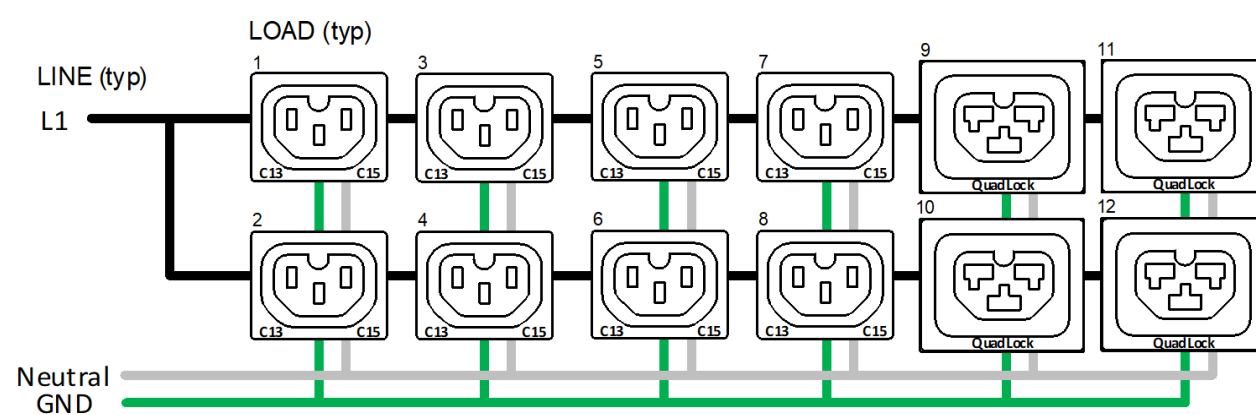
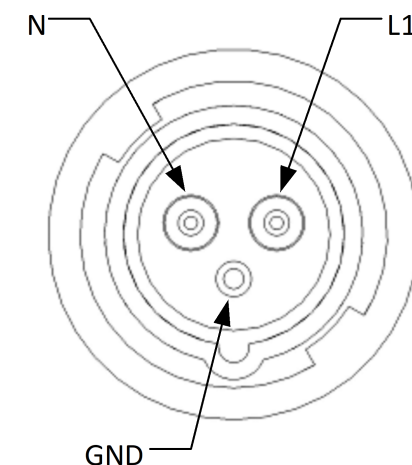
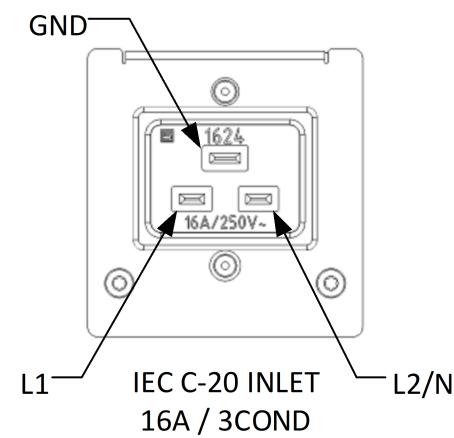


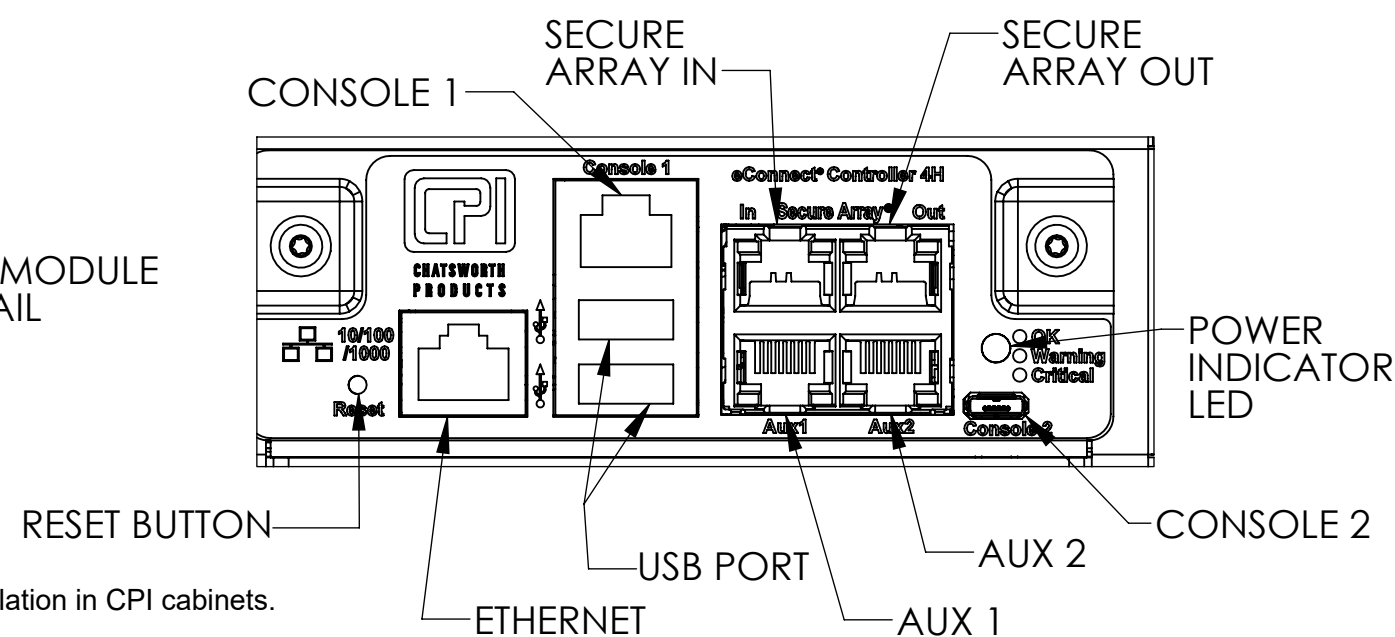
OUTLET 1



INPUT LOCATION



CONTROL MODULE DETAIL



Technical Specs:	
Input Ratings	
Nominal Voltage (VAC)	220 - 240V 1ph
Input Plug / Cord	316P6W(IP67)
Current Rating	16A
Power Rating (kW)	3.84
Output Ratings	
Nominal Voltage (VAC)	220-240V
Current Rating	16A
Outlet Rating	C13/C15 10A max, QuadLock 16A max
Max Current per Breaker	N/A
Outlet Combination	
Load Segment	Refer to Simplified Wire Schematic
PDU Total	(8)C13/C15, (4)QuadLock C13/C15/C19/C21
Branch Circuit Protection	
	(0) No Breaker
Surge Suppression	
	None
Features:	
Local Display	Not Supported
Branch Monitoring	Current, Voltage, Power, PF per Circuit
Outlet Monitoring	Not Supported
Monitoring Accuracy	+/- 1% True RMS
Ethernet Port	10/100/1000 Mbps RJ45
Remote Monitoring	GUI, SNMP v1-3, RS232, RESTful API, CLI, Power IQ, Redfish
Remote Control	Not Supported
IP Consolidation	Link 32/48 (with/without electronic locks) PDUs per IP address
USB Ports (2)	Update firmware, Opt'l Temp/Humidity Sensor
Controller Module	Field Replaceable
Auxiliary Port (2)	Optional Sensor Modules, Front & Rear Door Electronic Locks
Cord Retention	Locking Receptacles
Mounting System	Pre-installed mounting brackets
Dimensions & Weights:	
Width (In[mm])	17 [431.8]
Height (In[mm])	1.72 [43.7]
Depth (In[mm])	12 [304.8]
Weight (lbs[kg])	10 [4.5]
Regulatory Compliance:	
	NEMKO Listed to UL/IEC62368-1, CE, RoHS, FCC Part 15 Class A, EN 55022, TAA
Regulatory Part Number:	
	Black: K32-0Y410-F09-72A White: K32-0Y410-F09-E2A
Environmental Conditions:	
Operating Temperature	32°F - 149°F (0°C - 65°C)
Operating Rel Humidity	5 - 95%
Operating Elevation	0-10000 ft (0-3000 m)
Storage Temperature	-13°F to 149°F (-25°C to 65°C)
Storage Rel Humidity	5 - 95%
Storage Elevation	0-50000ft (0-15000m)
Hardware Included:	
	(2) Pre-installed mounting brackets (1) ground kit cable
Warranty	
	3 yrs. Standard, 2 add'l yrs. Opt'l
Optional Accessories:	
	Electronic Locks & Sensor Options

- Notes:
- 1 All Dimension are in inches [millimeters] unless otherwise specified
 - 2 Installation must conform with all related national and local codes
 - 3 All Bracket kits are sold separately. Toolless mounting buttons are included for installation in CPI cabinets.
 - 4 For more information, please contact Tech Support at techsupport@chatsworth.com

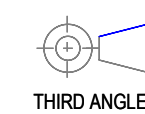
©2021 Chatsworth Products, Inc.
All rights reserved.

All products quoted are subject to availability based on manufacturing capacity and shipping dates should be considered estimates only.

While every effort has been made to ensure the accuracy of all information, CPI does not accept liability for any errors or omissions and reserves the right to change information and descriptions of listed services and products.



eConnect Horizontal 1U PDU, Monitored, C20 inlet to IEC 60309 16A 1P+N+E, 10ft (3m), 220-240V Single Phase Input, 16A, (8) C13/C15 (4) QuadLock C13/C15/C19/C21 Outlets, 220-240V Output



EA-3275W-X

SHEET 1 OF 1

ISS